

Fostering Financial Inclusion

Al Meezan is dedicated to promoting financial inclusion by offering accessible and comprehensive financial services. We are committed to empowering individuals from diverse backgrounds to participate in Shariah Compliant investment opportunities.

Meezan Balanced Fund

Meezan Balanced Fund seeks to generate long term capital appreciation as well as current income by creating a balanced portfolio that is invested in both high-quality equity securities and Islamic Income Instruments such as TFCs, COIs, Certificates of Musharika, Islamic Sukuks, Ready-future hedges and other Shariah Compliant instruments.

FUND INFORMATION

MANAGEMENT COMPANY

Al Meezan Investment Management Limited
Ground Floor, Block "B", Finance & Trade Centre, Shahrah-e-Faisal Karachi 74400, Pakistan.
Phone (+9221) 35630722-6, 111-MEEZAN
Fax: (+9221) 35676143, 35630808
Website: www.almeezangroup.com
E-mail: info@almeezangroup.com

BOARD OF DIRECTORS OF THE MANAGEMENT COMPANY

Mr. Ariful Islam	Chairman
Ms. Danish Zuberi	Independent Director
Mr. Feroz Rizvi	Independent Director
Mr. Furquan Kidwai	Independent Director
Mr. Mohammad Shoaib, CFA	Chief Executive Officer
Mr. Muhammad Abdullah Ahmed	Non-Executive Nominee Director- MBL
Mr. Naeem Sattar	Non-Executive Nominee Director- PKIC
Mr. Saad Ur Rahman Khan	Non-Executive Nominee Director- PKIC
Ms. Shazia Khurram	Non-Executive Nominee Director- MBL
Mr. Tariq Mairaj	Non-Executive Nominee Director- MBL

Ms. Shazia Khurram was appointed on July 4, 2023 as director in place of Mr. Moin M. Fudda who resigned from the Board on June 9, 2023 and Mr. Saad Ur Rahman Khan was appointed on August 7, 2023 in place of Mr. Mubashar Maqbool who resigned from the Board on July 21, 2023. The revised composition of the Board Committees is as under.

CHIEF FINANCIAL OFFICER

Mr. Muhammad Shahid Ojha

COMPANY SECRETARY

Mr. Salman Muslim

BOARD AUDIT COMMITTEE

Mr. Feroz Rizvi	Chairman
Mr. Tariq Mairaj	Member
Mr. Naeem Sattar	Member

BOARD RISK MANAGEMENT COMMITTEE

Mr. Saad Ur Rahman Khan	Chairman
Ms. Shazia Khurram	Member
Mr. Furquan R. Kidwai	Member

BOARD HUMAN RESOURCES & REMUNERATION COMMITTEE

Mr. Ariful Islam	Chairman
Mr. Saad Ur Rahman Khan	Member
Mr. Furquan R. Kidwai	Member
Mr. Mohammad Shoaib, CFA	Member

BOARD IT COMMITTEE

Mr. Furquan R. Kidwai	Chairman
Mr. Mohammad Shoaib, CFA	Member
Mr. Faiz ur Rehman	Subject Matter Expert

TRUSTEE

Central Depository Company of Pakistan Limited
CDC House, 99-B, Block B, S.M.C.H.S., Main Sharah-e-Faisal Karachi.

AUDITORS

EY Ford Rhodes
Chartered Accountants
Progressive Plaza, Beaumont Road
P.O. Box. 15541, Karachi 75530

SHARIAH ADVISER

Dr. Muhammad Imran Usmani
Jamia Darul Uloom Karachi
Korangi Industrial Area Karachi Postal Code 75180 Pakistan
Tel: +92 21 35044770
Email: miu786@gmail.com

BANKERS TO THE FUND

Allied Bank Limited	Habib Metropolitan Bank Limited - Islamic Banking
Al Baraka Islamic Bank B.S.C (E.C)	Banking MCB Islamic Bank
Askari Bank Limited - Islamic Banking	Meezan Bank Limited
Bank Al Habib Limited - Islamic Banking	National Bank of Pakistan - Islamic Banking Samba Bank Limited
Bank Alfalah Limited	Sindh Bank Limited
Bank Islami Pakistan Limited	The Bank Of Khyber - Islamic Banking
Dubai Islamic Bank Pakistan Limited	UBL Ameen - Islamic Banking
Faysal Bank Limited - Islamic Banking	

LEGAL ADVISER

Bawaney & Partners
3rd & 4th Floor, 68-C, Lane-13, Bokhari Commercial Area, Phase VI, DHA, Karachi.
Phone (+9221) 35156191-94 Fax: (+9221) 35156195
E-mail: bawaney@cyber.net.pk

TRANSFER AGENT

Al Meezan Investment Management Limited

DISTRIBUTORS

Al Meezan Investment Management Limited
Meezan Bank Limited



Pure. Profit.



REPORT OF THE FUND MANAGER Meezan Balanced Fund (MBF)

Type of Fund

Balanced category fund that invests in Shariah compliant listed equity securities and listed or unlisted Islamic fixed income products.

Objective

The objective of MBF is to generate long term capital appreciation as well as current income by creating a balanced portfolio that is invested both in high quality equity securities and Islamic fixed income avenues such as Sukuk (Islamic Bonds), Musharaka and Murabaha instruments, Shariah compliant spread transactions, Certificate of Islamic Investments, Islamic bank deposits, and other Islamic income products.

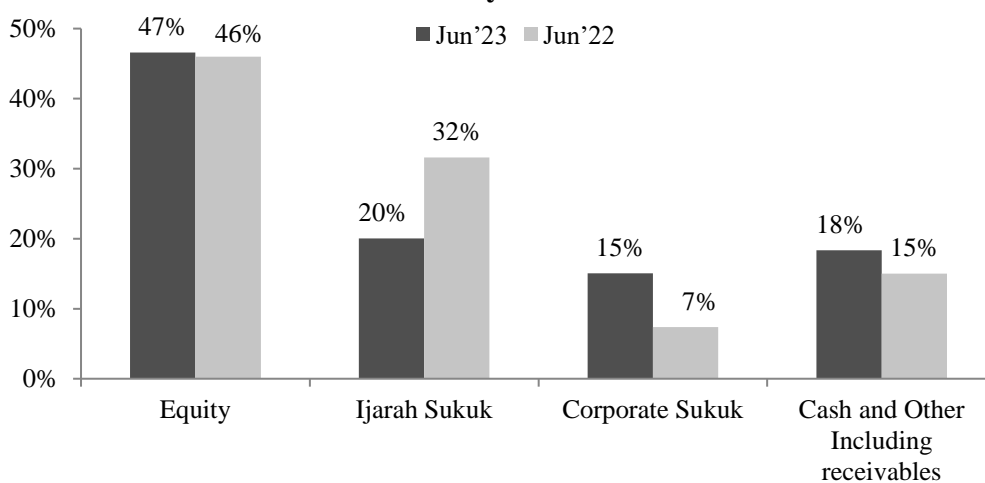
The fund invests only in Shariah Compliant instruments with the objective of maximizing total return to its unit holders and maintaining risks within acceptable levels. The fund also has a focus of long term preservation of capital and aims to maximize total returns by varying fund's allocations to fixed income and equity exposures in accordance with the economic conditions and market scenario.

Strategy and Investment Policy

Being a balanced fund, performance of MBF is linked proportionately to the performance of stock market and Islamic fixed income instruments. The fund manager, Al Meezan Investments, actively manages the fund with an aim to provide maximum risk adjusted total return to the investors. The fund primarily aims at controlling risk by balancing growth and income earning objectives of certificate holders. To achieve this purpose, the fund manager strives to reduce equity exposure in times when the market is trading above valuations and increase exposure to high quality liquid Islamic fixed income instruments. As per revised policy, the fund can invest up to 50% in listed equities.

During the year, the focus was on proactive and continuous re-allocation between high yield instruments so as to optimize fund return while simultaneously minimizing risk. To keep interest rate risk at a minimum, the fund manager over the period kept the duration of the fixed income portfolio below six months.

Asset Allocation for the year ended FY22 and FY23



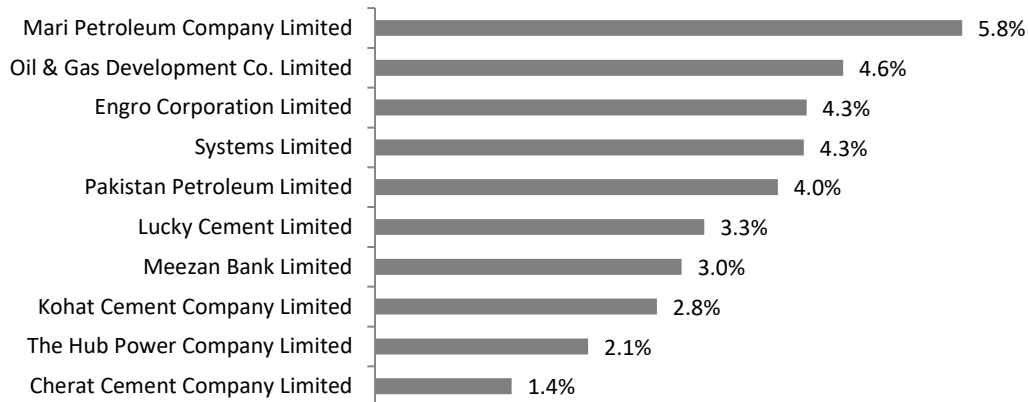


Pure. Profit.



The fund maintained significant exposure to the Oil and Gas Exploration sector which was raised in FY22 in wake of rising commodity prices and sharp PKR devaluation. Exposure to cement sector was simultaneously reduced in light rapid tightening undertaken by the central bank. The average equity exposure in the fund during the year was 47.89% while the remaining was deployed in quality fixed income instruments.

Top Holdings



Performance Review

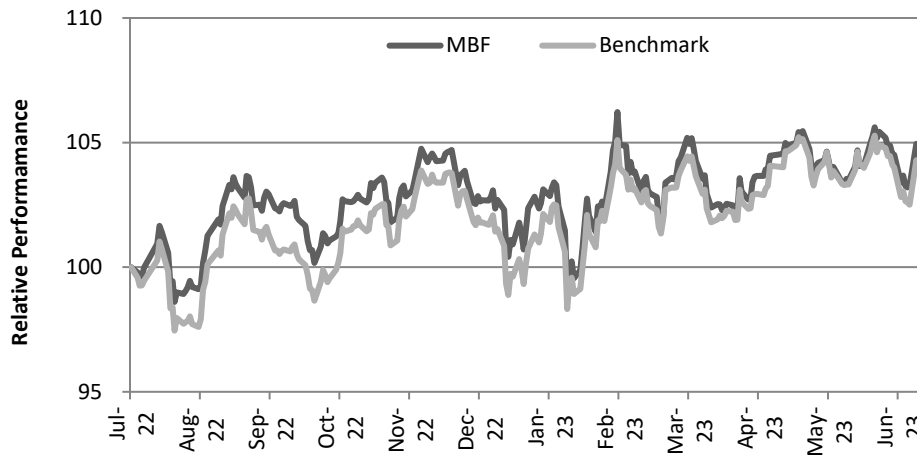
During FY23, Meezan Balanced Fund (MBF) provided a positive return of 4.87% to its investors compared to benchmark return of 13.13%.

	30-Jun-23	30-Jun-22	Change
NAV			
Meezan Balanced Fund	15.60	15.62	4.87%
Benchmark Returns (Inputs)			
KMI 30	70,748	68,766	2.88%
Average Yield on Islamic Bank Deposits (annualised)			6.06%
KMI 30 Return	2.88%	-10.25%	13.13%
Islamic Bank Deposit Return	6.06%	3.34%	2.72%
Benchmark Return			4.55%
Underperformance			0.32%

MBF posted a total income of Rs. 207 million in the fiscal year 2023 as compared to a total income of Rs. 0.378 million last year. Total income comprised of realized and unrealized loss on investments of Rs. 76.6 million and Rs. 17.7 million respectively. Dividend income contributed Rs. 103.6 million to income, while profit on saving accounts with banks amounted to Rs. 65.4 million. Profit on Sukuk certificates was Rs. 130 million and Profit on Commercial papers was Rs. 2.3 million. After accounting for expenses of Rs. 99.7 million, the Fund posted a net income of Rs. 107.7 million. The net assets of the Fund as at June 30, 2023 were Rs. 1,689 million as compared to Rs. 2,641 million at the end of last year depicting a decrease of 36%. The net asset value per unit as at June 30, 2023 was Rs. 15.5966 as compared to Rs. 15.6153 per unit as on June 30, 2022.



Pure. Profit.



Charity Statement

The Fund purifies the income earned by setting aside an amount payable by the Management Company out of the income of the Trust to charitable/welfare organizations, in consultation with Shariah Advisor, representing income that is Haram. During the year ended June 30, 2023 an amount of Rs. 3.603 million was accrued as charity payable.

Distributions

There is Re 0.78/- distribution by the Fund during the period ended June 30, 2023.

SWWF Disclosure

Not Applicable

Breakdown of unit holdings by size

(As on June 30, 2023)

Range (Units)	No. of investors
1-9,999	3,868
10,000-49,999	366
50,000-99,999	98
100,000-499,999	97
500,000 and above	24
Total	4,453

Summary of Actual Proxy Voted by the Fund

	Resolutions	For	Against	Abstain
Number	31	31	0	0
Percentage	100%	100%	0%	0%

The proxy voting policy of **Al Meezan Investment Management Limited**, duly approved by Board of Directors of the Management Company, is available on the website www.almeezangroup.com. A detailed information regarding actual proxies voted by the Management Company in respect of funds is also available without charge, upon request, to all unit holders.

PERFORMANCE TABLE
MEEZAN BALANCED FUND

	2023	2022	2021
Net assets (Rs. '000) (ex-distribution)	1,688,530	2,640,821	4,713,137
Net assets value / redemption price per unit as at June 30 (Rs.) (ex-distribution)	15.5966	15.6153	16.2002
Offer price per unit as at June 30, (Rs.) (ex-distribution)	15.9490	50.6141	50.5379
Highest offer price per unit (Rs.)	16.9640	17.0316	16.8449
Lowest offer price per unit (Rs.)	15.7470	15.7398	14.1888
Highest redemption price per unit (Rs.)	16.5891	16.6552	16.4727
Lowest redemption price per unit (Rs.)	15.3990	15.3920	13.8753
Distribution (%)			
Interim	7.80	-	-
Final	-	-	-
Date of distribution			
Interim	27-Jun-23	-	-
Final	-	-	-
Income distribution (Rupees in '000)	81,963	-	-
Growth distribution (Rupees in '000)	-	-	-
Total return (%)	4.87	(3.61)	18.13

	One Year	Two Years	Three Years
Average annual return as at June 30, 2023 (%)	4.87%	0.54%	6.09%

Past performance is not necessarily indicative of future performance and unit prices and investment returns may go down, as well as up.

Dr. Muhammad Imran Usmani

Address:
Jamia Darul Uloom Karachi
Korangi Industrial Area Karachi
Pakistan
Postal Code 75180
Tel: +92 21 3 5047770
Fax: +92 21 5040234
Email: miu786@gmail.com

Report of the Shariah Advisor –Meezan Balanced Fund (MBF)

July 29, 2023/ Dhu Al-Hijjah 29, 1443

Alhamdulillah, the period from July 1, 2022 to June 30, 2023 was the Nineteenth year of operations of Meezan Balanced Fund (the “MBF” or the “Fund”) under management of Al Meezan Investment Management Limited (the “Al Meezan” or the “Management Company”). I, Dr. Muhammad Imran Ashraf Usmani, am the Shariah Advisor of the Fund and issuing the Shariah Advisor Report (the “Report”) in accordance with the Trust Deed of the Fund. The scope of the Report is to express an opinion on the Shariah compliance of the Fund’s activity.

In the capacity of Shariah Advisor, we have prescribed six criteria for Shariah compliance of equity investments which relate to (i) Nature of business, (ii) Interest bearing debt to total assets, (iii) Investment in Shariah non-compliant activities to total assets (iv) Shariah non-compliant income to gross revenue (v) Illiquid assets to total assets, and (vi) Net liquid assets per share vs. share price.

It is the responsibility of the Management Company of the Fund to establish and maintain a system of internal controls to ensure Shariah compliance with the Shariah guidelines. Our responsibility is to express an opinion, based on our review, to the extent where such compliance can be objectively verified. A review is limited primarily to inquiries of the Management Company’s personnel and review of various documents prepared by the Management Company to comply with the prescribed criteria.


We have reviewed and approved the modes of investments of the Fund in light of Shariah requirements. On the basis of information provided by the Management Company, all operations of the Fund for the year ended June 30, 2023 have been in compliance with the Shariah principles.

In light of the above, we hereby certify that all the provisions of the scheme and investments made on account of the Fund under management of Al Meezan are Shariah-compliant and in accordance with the criteria established by us.

We further confirm that earnings realized through prohibited sources were transferred to the charity account which amounts to PKR 3.7 million and is available for disbursement.

May Allah bless us with the best Tawfeeq to accomplish His cherished tasks, make us successful in this world and in the Hereafter, and forgive our mistakes.

And Allah knows the best.



Dr. Muhammad Imran Ashraf Usmani
Shariah Advisor

**CENTRAL DEPOSITORY COMPANY
OF PAKISTAN LIMITED**

Head Office:

CDC House, 99-B, Block 'B'
S.M.C.H.S., Main Shahra-e-Faisal
Karachi - 74400, Pakistan.
Tel : (92-21) 111-111-500
Fax: (92-21) 34326021 - 23
URL: www.cdcpakistan.com
Email: info@cdcpak.com



TRUSTEE REPORT TO THE UNIT HOLDERS

MEEZAN BALANCED FUND

Report of the Trustee pursuant to Regulation 41(h) and Clause 8 of Schedule V of the Non-Banking Finance Companies and Notified Entities Regulations, 2008

We, Central Depository Company of Pakistan Limited, being the Trustee of Meezan Balanced Fund (the Fund) are of the opinion that Al Meezan Investment Management Limited being the Management Company of the Fund has in all material respects managed the Fund during the year ended June 30, 2023 in accordance with the provisions of the following:

- (i) Limitations imposed on the investment powers of the Management Company under the constitutive documents of the Fund;
- (ii) The pricing, issuance and redemption of units are carried out in accordance with the requirements of the constitutive documents of the Fund;
- (iii) The management fee, fee payable to Commission and other expenses paid from the Fund during the period are in accordance with the applicable regulatory framework; and
- (iv) The Non-Banking Finance Companies (Establishment and Regulations) Rules, 2003, the Non-Banking Finance Companies and Notified Entities Regulations, 2008 and the constitutive documents of the Fund.

Badiuddin Akber
Chief Executive Officer
Central Depository Company of Pakistan Limited

Karachi, September 25, 2023

INDEPENDENT AUDITORS' REPORT

To the Unit holders of Meezan Balanced Fund

Report on the Audit of the Financial Statements

Opinion

We have audited the financial statements of **Meezan Balanced Fund** (the Fund), which comprise the statement of assets and liabilities as at **30 June 2023**, and the income statement, comprehensive income, cash flows statement and movement in unit holders' fund for the year then ended, and notes to the financial statements, including a summary of significant accounting policies.

In our opinion, the accompanying financial statements present fairly, in all material respects, (or give a true and fair view of) the financial position of the Fund as at 30 June 2023, and of its financial performance and its cash flows for the year then ended in accordance with the accounting and reporting standards as applicable in Pakistan.

Basis for Opinion

We conducted our audit in accordance with International Standards on Auditing (ISAs) as applicable in Pakistan. Our responsibilities under those standards are further described in the Auditor's Responsibilities for the Audit of the Financial Statements section of our report. We are independent of the Fund in accordance with the International Ethics Standards Board for Accountants' Code of Ethics for Professional Accountants as adopted by the Institute of Chartered Accountants of Pakistan (the Code) and we have fulfilled our other ethical responsibilities in accordance with the Code. We believe that the audit evidence we have obtained is sufficient and appropriate to provide a basis for our opinion.

Key Audit Matters

Key audit matters are those matters that, in our professional judgment, were of most significance in our audit of the financial statements of the current period. These matters were addressed in the context of our audit of the financial statements as a whole, and in forming our opinion thereon, and we do not provide a separate opinion on these matters.

Following are the key audit matters:

Key audit matter	How our audit addressed the key audit matter
1. Existence and valuation of bank balances and investments	
As disclosed in note 5 and 6 to the accompanying financial statements of the Fund for the year ended 30 June 2023, the bank balances and investments (comprised of equity and debt instruments) held by the Fund represent 97% of the total assets of the Fund as at the year end.	<p>We performed a combination of audit procedures focusing on the existence and valuation of bank balances and investments. Our key procedures included the following:</p> <ul style="list-style-type: none"> - We obtained independent confirmations for verifying the existence of the bank balances as at 30 June 2023 and reconciled it with the books and records of the Fund. - We tested controls over acquisition, disposals and periodic valuation of investments portfolio.

Key audit matter	How our audit addressed the key audit matter
<p>In view of the significance of bank balances and investment in relation to the total assets and the Net Assets Value (NAV) of the Fund, we have considered the existence and valuation of such bank balances and investments as a key audit matter.</p>	<ul style="list-style-type: none"> - We performed substantive audit procedures on year-end balance of portfolio including review of custodian's statement and related reconciliations and valuations on such investments in accordance with the accounting policy of the Fund as mentioned in note 4. - We evaluated the appropriateness of the classification of the investments in accordance with the requirements of IFRS 9 and the valuations in accordance with the requirements of Non-Banking Finance Companies and Notified Entities Regulations, 2008 (the Regulations). - We assessed the Fund's compliance with the requirements of the Regulations in relation to the concentration of investments and exposure limits prescribed in such Regulations and the applicability of disclosures in this regard. - We also evaluated the adequacy of the overall disclosures in the financial statements in respect of the investment portfolio in accordance with the requirements of the Regulations and applicable financial reporting standards.

Other Information

Management is responsible for the other information. The other information comprises the information included in the Annual Report, but does not include the financial statements and our auditors' report thereon.

Our opinion on the financial statements does not cover the other information and we do not express any form of assurance conclusion thereon.

In connection with our audit of the financial statements, our responsibility is to read the other information and, in doing so, consider whether the other information is materially inconsistent with the financial statements or our knowledge obtained in the audit or otherwise appears to be materially misstated. If, based on the work we have performed, we conclude that there is a material misstatement of this other information, we are required to report that fact. We have nothing to report in this regard.

Responsibilities of Management and Board of Directors for the Financial Statements

Management is responsible for the preparation and fair presentation of the financial statements in accordance with accounting and reporting standards as applicable in Pakistan, and for such internal control as Management determines is necessary to enable the preparation of financial statements that are free from material misstatement, whether due to fraud or error.

In preparing the financial statements, Management is responsible for assessing the Fund's ability to continue as a going concern, disclosing, as applicable, matters related to going concern and using the going concern basis of accounting unless Management either intends to liquidate the Fund or to cease operations, or has no realistic alternative but to do so.

f

The Board of Directors are responsible for overseeing the Fund's financial reporting process.

Auditor's Responsibilities for the Audit of the Financial Statements

Our objectives are to obtain reasonable assurance about whether the financial statements as a whole are free from material misstatement, whether due to fraud or error, and to issue an auditor's report that includes our opinion. Reasonable assurance is a high level of assurance, but is not a guarantee that an audit conducted in accordance with ISAs as applicable in Pakistan will always detect a material misstatement when it exists. Misstatements can arise from fraud or error and are considered material if, individually or in the aggregate, they could reasonably be expected to influence the economic decisions of users taken on the basis of these financial statements.

As part of an audit in accordance with ISAs as applicable in Pakistan, we exercise professional judgment and maintain professional skepticism throughout the audit. We also:

- Identify and assess the risks of material misstatement of the financial statements, whether due to fraud or error, design and perform audit procedures responsive to those risks, and obtain audit evidence that is sufficient and appropriate to provide a basis for our opinion. The risk of not detecting a material misstatement resulting from fraud is higher than for one resulting from error, as fraud may involve collusion, forgery, intentional omissions, misrepresentations, or the override of internal control.
- Obtain an understanding of internal control relevant to the audit in order to design audit procedures that are appropriate in the circumstances, but not for the purpose of expressing an opinion on the effectiveness of the Fund's internal control.
- Evaluate the appropriateness of accounting policies used and the reasonableness of accounting estimates and related disclosures made by management.
- Conclude on the appropriateness of management's use of the going concern basis of accounting and, based on the audit evidence obtained, whether a material uncertainty exists related to events or conditions that may cast significant doubt on the Fund's ability to continue as a going concern. If we conclude that a material uncertainty exists, we are required to draw attention in our auditor's report to the related disclosures in the financial statements or, if such disclosures are inadequate, to modify our opinion. Our conclusions are based on the audit evidence obtained up to the date of our auditor's report. However, future events or conditions may cause the Fund to cease to continue as a going concern.
- Evaluate the overall presentation, structure and content of the financial statements, including the disclosures, and whether the financial statements represent the underlying transactions and events in a manner that achieves fair presentation.

We communicate with the Board of Directors regarding, among other matters, the planned scope and timing of the audit and significant audit findings, including any significant deficiencies in internal control that we identify during our audit.

We also provide the Board of Directors with a statement that we have complied with relevant ethical requirements regarding independence, and to communicate with them all relationships and other matters that may reasonably be thought to bear on our independence, and where applicable, related safeguards.

From the matters communicated with the Board of Directors, we determine those matters that were of most significance in the audit of the financial statements of the current period and are therefore the key audit matters. We describe these matters in our auditor's report unless law or regulation precludes public disclosure about the matter or when, in extremely rare circumstances, we determine that a matter should not be communicated in our report because the adverse consequences of doing so would reasonably be expected to outweigh the public interest benefits of such communication.

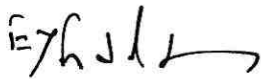
Report on Other Legal and Regulatory Requirements

In our opinion, the financial statements have been prepared in accordance with the relevant provisions of the Non-Banking Finance Companies (Establishment and Regulation) Rules, 2003 and the Non-Banking Finance Companies and Notified Entities Regulation, 2008.

Other Matter

The annual financial statements for the year ended 30 June 2022 were audited by another firm of Chartered Accountants, whose audit report dated 21 September 2022, expressed an unmodified opinion, on the aforementioned financial statements.

The engagement partner on the audit resulting in this independent auditor's report is Shaikh Ahmed Salman.



Chartered Accountants

Date: 26 September 2023

Place: Karachi

UDIN Number: AR202310076TBSm8FDci



MEEZAN BALANCED FUND
STATEMENT OF ASSETS AND LIABILITIES
AS AT JUNE 30, 2023

	2023	2022
Note	------(Rupees in '000')-----	
Assets		
Balances with banks	5 275,725	314,974
Investments	6 1,460,582	2,356,901
Receivable against conversion of units	152	91
Dividend receivable	861	694
Receivable against sale of investments	19,077	1,991
Advances, deposits and other receivables	7 38,308	25,094
Total assets	1,794,704	2,699,745
Liabilities		
Payable to Al Meezan Investment Management Limited - Management Company	8 6,046	3,432
Payable to Central Depository Company of Pakistan Limited - Trustee	9 252	339
Payable to the Securities and Exchange Commission of Pakistan	10 471	798
Payable to Meezan Bank Limited	14	50
Payable against purchase of investments	5,319	2,579
Payable against redemption and conversion of units	10,382	770
Dividend payable	28,731	7,498
Accrued expenses and other liabilities	11 54,959	43,458
Total liabilities	106,174	58,924
NET ASSETS	1,688,530	2,640,821
UNIT HOLDERS' FUND (AS PER STATEMENT ATTACHED)	1,688,530	2,640,821
CONTINGENCIES AND COMMITMENTS	12	
NUMBER OF UNITS IN ISSUE	108,262,700	169,117,750
	------(Rupees)-----	
NET ASSET VALUE PER UNIT	15.5966	15.6153

The annexed notes from 1 to 26 form an integral part of these financial statements.

For Al Meezan Investment Management Limited
(Management Company)

Chief Executive Officer

Chief Financial Officer

Director



MEEZAN BALANCED FUND
INCOME STATEMENT
AS AT JUNE 30, 2023

	Note	2023 ----- (Rupees in '000')-----	2022 ----- (Rupees in '000')-----
Income			
Profit on balances with banks		65,396	50,868
Dividend income		103,556	130,249
Profit on sukuk certificates		130,038	99,378
Profit on commercial papers		2,369	48,070
Other income		500	1,047
Net realised loss on sale of investments		(76,627)	(145,248)
		225,232	184,364
Net unrealised diminution on re-measurement of investments classified as 'financial assets at fair value through profit or loss'	6.4	(17,789)	(183,986)
Total income		207,443	378
Expenses			
Remuneration of Al Meezan Investment Management Limited - Management Company	8.1	47,063	79,783
Sindh Sales Tax on remuneration of the Management Company	8.2	6,118	10,372
Allocated expenses	8.3	2,588	4,388
Selling and marketing expenses	8.4	23,531	39,891
Remuneration of Central Depository Company of Pakistan Limited - Trustee	9.1	3,353	4,989
Sindh Sales Tax on remuneration of the Trustee	9.2	436	649
Annual fees to the Securities and Exchange Commission of Pakistan	10	471	798
Brokerage expense		2,343	3,914
Auditors' remuneration	13	574	601
Fees and subscription		528	561
Legal and professional charges		-	184
Charity expense	11.1	3,603	3,232
Bank and settlement charges		363	684
Provision against sukuk certificates	6.2.2.4	8,746	28,125
Reversal of provision for Sindh Workers' Welfare Fund	11.2	-	(60,542)
Total expenses		99,717	117,629
Net income / (loss) for the year before taxation		107,726	(117,251)
Taxation	15	-	-
Net income / (loss) for the year after taxation		107,726	(117,251)
Allocation of net income for the year			
Net income for the year after taxation		107,726	-
Income already paid on units redeemed		(24,688)	-
		83,038	-
Accounting income available for distribution			
- Relating to capital gains		-	-
- Excluding capital gains		83,038	-
		83,038	-

The annexed notes from 1 to 26 form an integral part of these financial statements.

For Al Meezan Investment Management Limited
(Management Company)

Chief Executive Officer

Chief Financial Officer

Director



MEEZAN BALANCED FUND
STATEMENT OF COMPREHENSIVE INCOME
AS AT JUNE 30, 2023

Note	2023	2022
	----- (Rupees in '000') -----	
Net income / (loss) for the year after taxation	107,726	(117,251)
Other comprehensive income for the year	-	-
Total comprehensive income / (loss) for the year	<u>107,726</u>	<u>(117,251)</u>

The annexed notes from 1 to 26 form an integral part of these financial statements.

For Al Meezan Investment Management Limited
(Management Company)

Chief Executive Officer

Chief Financial Officer

Director

MEEZAN BALANCED FUND
STATEMENT OF MOVEMENT IN UNIT HOLDERS' FUND
AS AT JUNE 30, 2023

	2023			2022		
	Capital value	Undistributed income	Total	Capital value	Undistributed income	Total
	(Rupees in '000)			(Rupees in '000)		
Net assets at the beginning of the year	2,104,770	536,051	2,640,821	4,059,835	653,302	4,713,137
Issue of 11,612,060 units (2022: 50,857,425 units)						
- Capital value (at net asset value per unit at the beginning of the year)	181,326	-	181,326	823,900	-	823,900
- Element of income	4,284	-	4,284	1,220	-	1,220
Total proceeds on issuance of units	185,610	-	185,610	825,120	-	825,120
Redemption of 72,467,110 units (2022: 172,671,265 units)						
- Capital value (at net asset value per unit at the beginning of the year)	1,131,596	-	1,131,596	2,797,309	-	2,797,309
- Element of loss / (income)	7,380	24,688	32,069	(17,124)	-	(17,124)
Total payments on redemption of units	1,138,976	24,688	1,163,665	2,780,185	-	2,780,185
Total comprehensive income / (loss) for the year	-	107,726	107,726	-	(117,251)	(117,251)
Distribution during the year	-	(81,963)	(81,963)	-	-	-
Net assets at the end of the year	1,151,404	537,126	1,688,530	2,104,770	536,051	2,640,821
Undistributed income brought forward						
- Realised income		720,037			218,892	
- Unrealised (loss) / income		(183,986)			434,410	
		536,051			653,302	
Accounting income available for distribution						
- Relating to capital gains		-			-	
- Excluding capital gains		83,038			-	
		83,038			-	
Distribution during the year ended 30 June 2023		(81,963)			(117,251)	
Undistributed income carried forward		537,126			536,051	
Undistributed income carried forward						
- Realised income		554,915			720,037	
- Unrealised loss		(17,789)			(183,986)	
		537,126			536,051	
			(Rupees)			(Rupees)
Net asset value per unit at the beginning of the year			15.6153			16.2002
Net asset value per unit at the end of the year			15.5966			15.6153

The annexed notes from 1 to 26 form an integral part of these financial statements.

For AI Meezan Investment Management Limited
(Management Company)

Chief Executive Officer

Chief Financial Officer

Director



MEEZAN BALANCED FUND
CASH FLOW STATEMENT
AS AT JUNE 30, 2023

Note	2023	2022
	----- (Rupees in '000') -----	
CASH FLOWS FROM OPERATING ACTIVITIES		
Net income / (loss) for the year before taxation	107,726	(117,251)
Adjustments for:		
Net unrealised diminution on re-measurement of investments classified as 'financial assets at fair value through profit or loss'	6.4 17,789	183,986
Provision against sukuk certificates	8,746	28,125
	<u>134,261</u>	<u>94,860</u>
Decrease / (increase) in assets		
Investments - net	869,784	1,084,889
Dividend receivable	(167)	8,256
Receivable against sale of investments	(17,086)	1,226
Advances, deposits and other receivables	(13,214)	52,774
	<u>839,317</u>	<u>1,147,145</u>
Increase / (decrease) in liabilities		
Payable to Al Meezan Investment Management Limited - Management Company	2,614	(9,329)
Payable to Central Depository Company of Pakistan Limited - Trustee	(87)	(177)
Payable to the Securities and Exchange Commission of Pakistan	(327)	(78)
Payable to Meezan Bank Limited	(36)	(93)
Payable against purchase of investments	2,740	(11,690)
Accrued expenses and other liabilities	11,501	(63,758)
	<u>16,405</u>	<u>(85,125)</u>
Net cash generated from operating activities	<u>989,983</u>	<u>1,156,880</u>
CASH FLOWS FROM FINANCING ACTIVITIES		
Receipts against issuance and conversion of units	185,549	832,994
Payments against redemption and conversion of units	(1,154,052)	(2,790,966)
Dividend paid	(60,729)	-
Net cash used in from financing activities	<u>(1,029,232)</u>	<u>(1,957,972)</u>
Net decrease in cash and cash equivalents	<u>(39,249)</u>	<u>(801,092)</u>
Cash and cash equivalents at the beginning of the year	314,974	1,116,066
Cash and cash equivalents at the end of the year	5 <u>275,725</u>	<u>314,974</u>

The annexed notes from 1 to 26 form an integral part of these financial statements.

For Al Meezan Investment Management Limited
(Management Company)

Chief Executive Officer

Chief Financial Officer

Director

MEEZAN BALANCED FUND**NOTES TO AND FORMING PART OF THE FINANCIAL STATEMENTS****AS AT JUNE 30, 2023****1 LEGAL STATUS AND NATURE OF BUSINESS**

1.1 Meezan Balanced Fund (the Fund) was initially established as a closed-end scheme under a Trust Deed executed under the Trust Act, 1882 between Al Meezan Investment Management Limited as the Management Company and Central Depository Company of Pakistan Limited (CDC) as the Trustee. The Trust Deed was executed on June 15, 2004 and was approved by the Securities and Exchange Commission of Pakistan (SECP) on September 08, 2004 under the Non-Banking Finance Companies (Establishment and Regulation) Rules, 2003 (the NBFC Rules) and Non-Banking Finance Companies and Notified Entities Regulations, 2008 (the NBFC Regulations). The Trust Deed was previously registered under the "Trust Act, 1882" and now has been registered under "The Sindh Trusts Act, 2020". The Trust Act, 1882 has been repealed due to the promulgation of Provincial Trust Act namely "Sindh Trusts Act, 2020" (the Sindh Trust Act) as empowered under the Eighteenth Amendment to the Constitution of Pakistan. The Fund is required to be registered under the Sindh Trust Act. Accordingly, the above-mentioned Trust Deed has been registered under the Sindh Trust Act. The registered office of the Management Company is situated at Ground Floor, Block 'B', Finance and Trade Centre, Shahrah-e-Faisal, Karachi 74400, Pakistan.

Subsequently, on May 3, 2013, SECP vide its letter No. SCD/AMCW/MBF /512/2013 had approved the conversion of the closed end structure into an open end scheme through the establishment of the Unit Trust Scheme under the name of Meezan Balanced Fund (MBF). On June 27, 2013, SECP vide its letter No SCD/AMCW/MBF/613/2013 registered MBF (the open-end scheme) as a notified entity and had withdrawn the registration of MBF as a closed end scheme with effect from the effective date i.e. July 01, 2013 and therefore from July 01, 2013, the Fund had been converted into an open end scheme and, accordingly, the certificate holders of the closed end scheme at June 30, 2013 were converted to unitholders of the open end scheme.

1.2 The Management Company has been licensed by the SECP to act as an Asset Management Company under the NBFC Rules through a certificate of registration issued by the SECP.

1.3 The investment objective of the Fund is to generate long-term capital appreciation as well as current income by creating a balanced portfolio that is invested both in high quality Shariah compliant equity securities and Islamic income instruments such as Islamic Sukuks (certificates of Islamic investment), Musharaka Certificates, Government Securities, cash in bank accounts, Money Market Placements, Deposits, Certificates of Deposits, Term Deposits Receipts, Commercial Papers, Islamic alternatives of Reverse Repos, Spread Transactions, and other Shariah compliant instruments as indicated by the SECP. Under the Trust Deed all the conducts and acts of the Fund are based on Shariah principles. The Management Company has appointed Meezan Bank Limited as its Shariah Advisor to ensure that the activities of the Fund are in compliance with the principles of Shariah.

1.4 The Fund is an open-end fund listed on the Pakistan Stock Exchange Limited. The Fund is categorised as a Shariah Compliant Balanced Fund in accordance with Circular 7 of 2009 issued by the SECP.

1.5 Title to the assets of the Fund are held in the name of Central Depository Company of Pakistan (CDC) as the Trustee of the Fund.

1.6 The Management Company has been assigned a Asset Manager Quality rating of 'AM1' by VIS Credit Rating Company Limited dated December 30, 2022 (2022: 'AM1' dated December 27, 2021) and by PACRA dated June 23, 2023 (2022: 'AM1' dated June 23, 2022). The rating reflects the Company's experienced management team, structured investment process and sound quality of systems and processes.

2 BASIS OF PRESENTATION

The transactions undertaken by the Fund are in accordance with the process prescribed under the Shariah guidelines issued by the Shariah Advisor and are accounted for on substance rather than the form prescribed by the earlier referred guidelines. This practice is being followed to comply with the requirements of the accounting and reporting standards as applicable in Pakistan.

3 BASIS OF PREPARATION**3.1 Statement of compliance**

These financial statements have been prepared in accordance with the accounting and reporting standards as applicable in Pakistan. The accounting and reporting standards applicable in Pakistan comprise of:

- International Financial Reporting Standards (IFRSs) issued by the International Accounting Standards Board (IASB) as notified under the Companies Act, 2017;

- Provisions of and directives issued under the Companies Act 2017, along with part VIIIA of the repealed Companies Ordinance, 1984; and
- the Non-Banking Finance Companies (Establishment and Regulation) Rules, 2003 (the NBFC Rules), the Non-Banking Finance Companies and Notified Entities Regulations, 2008 (the NBFC Regulations) and the requirements of the Trust Deed.

Where provisions of and directives issued under the Companies Act, 2017, part VIIIA of the repealed Companies Ordinance 1984, the NBFC Rules, the NBFC Regulations and the requirements of the Trust Deed differ from the IFRSs, the provisions of and directives issued under the Companies Act, 2017, part VIIIA of the repealed Companies Ordinance 1984, the NBFC Rules, the NBFC Regulations and the requirements of the Trust Deed have been followed.

3.2 Initial application of standards, amendments and improvements to the approved accounting and reporting standards

The accounting policies adopted in the preparation of these financial statements are consistent with those of the previous financial year except as described below:

Amendments and improvements to the approved accounting and reporting standards that became effective during the year

The Fund has adopted the following amendments and improvements to the approved accounting and reporting standards which became effective for the current year:

Amendments to approved accounting standards

IFRS 3	Reference to the Conceptual Framework (Amendments)
IAS 16	Property, Plant and Equipment: Proceeds before Intended Use (Amendments)
IAS 37	Onerous Contracts – Costs of Fulfilling a Contract (Amendments)

Improvements to Accounting Standards Issued by the IASB (2018-2020 cycle)

IFRS 9	Fees in the '10 percent' test for the derecognition of financial liabilities
IFRS 16	Leases: Lease incentives
IAS 41	Agriculture - Taxation in fair value measurement

The adoption of the above amendments and improvements to the approved accounting and reporting standards did not have any material effect on these financial statements.

3.3 Standards and amendments to the approved accounting standards that are not yet effective

The following standards, amendments of IFRSs and improvements to accounting standards as applicable in Pakistan would be effective from the dates mentioned below against the respective standards, amendments or improvements:

Amendments		Effective date (annual period beginning on or after)
IAS 1 and IFRS Practice Statement 2	Disclosure of Accounting Policies - Amendments to IAS 1 and IFRS Practice Statement 2	January 01, 2023
IAS 8	Definition of Accounting Estimates - Amendments to IAS 8	January 01, 2023
IAS 12	Deferred Tax related to Assets and Liabilities arising - from a Single Transaction - Amendments to IAS 12	January 01, 2023
IAS 1	Classification of Liabilities as Current or Non-Current and - Non-Current Liabilities with Covenants - Amendments to IAS 1	January 01, 2024
IFRS 10 / IAS 28	Sale or Contribution of Assets between an Investor and its - Associate or Joint Venture - Amendments to IFRS 10 and IAS 28	Not yet finalised

Further, following new standards have been issued by IASB which are yet to be notified by the Securities and Exchange Commission of Pakistan (SECP) for the purpose of applicability in Pakistan:

**IASB Effective date
(annual periods
beginning on or after)**

Standards

IFRS 1	First time adoption of IFRS	January 01, 2004
IFRS 17	Insurance Contracts	January 01, 2023

The Company expects that above standards, amendments and improvements to approved accounting standards will not have any material impact on the fund's financial statements in the period of initial application.

3.4 Critical accounting estimates and judgments

The preparation of financial statements in accordance with the accounting and reporting standards as applicable in Pakistan requires the management to make judgements, estimates and assumptions that affect the application of policies and reported amounts of assets and liabilities, income and expenses. The estimates, judgements and associated assumptions are based on historical experience and various other factors including expectations of future events that are believed to be reasonable under the circumstances, the results of which form the basis of making judgements about carrying values of assets and liabilities. The estimates and underlying assumptions are reviewed on an ongoing basis. Revisions to accounting estimates are recognised in the year in which the estimate is revised if the revision affects only that year, or in the year of revision and future years if the revision affects both current and future years.

The estimates and judgements that have a significant effect on the financial statements of the Fund relate to classification, valuation and impairment of financial assets (notes 4.3 and 6).

3.5 Accounting convention

These financial statements have been prepared under the historical cost convention except for investments which have been carried at fair values.

3.6 Functional and presentation currency

Items included in the financial statements are measured using the currency of the primary economic environment in which the Fund operates. These financial statements are presented in Pakistani Rupee, which is the Fund's functional and presentation currency.

4 SUMMARY OF SIGNIFICANT ACCOUNTING POLICIES

4.1 The principal accounting policies applied in the preparation of these financial statements are set out below. These policies have been applied consistently to all the years presented.

4.2 Cash and cash equivalents

These comprise balances with banks in savings and current accounts, cheques in hand and other short-term highly liquid investments with original maturities of three months or less.

4.3 Financial assets

4.3.1 Initial recognition and measurement

Financial assets are recognised at the time the Fund becomes a party to the contractual provisions of the instruments. These are initially recognised at fair value plus transaction costs except for financial assets carried 'at fair value through profit or loss'. Financial assets carried 'at fair value through profit or loss' are initially recognised at fair value and transaction costs are recognised in the Income Statement.

4.3.2 Classification and subsequent measurement

4.3.2.1 Debt instruments

IFRS 9 has provided a criteria for debt securities whereby these debt securities are either classified as:

- amortised cost
- at fair value through other comprehensive income (FVOCI)
- at fair value through profit or loss (FVPL)

based on the business model of the entity.

However, IFRS 9 also provides an option whereby securities managed as a portfolio or group of assets and whose performance is measured on a fair value basis, to be recognized at FVPL. The Fund is primarily focused on fair value information and uses that information to assess the assets' performance and to make decisions. Therefore the management considers its investment in debt securities as being managed as a group of assets and hence has classified them as FVPL.

4.3.2.2 Equity instruments

Equity instruments are instruments that meet the definition of equity from the issuer's perspective and are instruments that do not contain a contractual obligation to pay and that evidence a residual interest in the issuer's net assets.

All equity investments are required to be measured in the "Statement of Assets and Liabilities" at fair value, with gains and losses recognised in the "Income Statement", except where an irrevocable election has been made at the time of initial recognition to measure the investment at FVOCI. The management considers its investment in equity securities being managed as a group of assets and hence has classified them as FVPL. Accordingly, the irrevocable option has not been considered.

The dividend income for equity securities classified under FVPL is recognised in the Income Statement.

Since all investments in equity instruments have been designated as FVPL, the subsequent movement in the fair value of equity securities is routed through the Income Statement.

4.3.3 Impairment

The fund assesses on a forward looking basis the expected credit loss (ECL) associated with its financial assets (other than debt instruments) carried at amortised cost and FVOCI. The fund recognises loss allowances for such losses at each reporting date. The measurement of ECL reflects:

- An unbiased and probability weighted amount that is determined by evaluating a range of possible outcomes;
- The time value of money; and
- Reasonable and supportable information that is available without undue cost or effort at the reporting date about past events, current conditions and forecasts of future economic conditions.

4.3.4 Impairment loss on debt securities

Provision for non-performing debt securities is made on the basis of time-based criteria as prescribed by the SECP and based on management's assessment made in line with its provisioning policy approved by the Board of Directors of the Management Company in accordance with the guidelines issued by the SECP. Impairment losses recognised on debt securities can be reversed through the Income Statement.

As allowed by the SECP, the Management Company may make provision against debt securities over and above the minimum provision requirement prescribed by the SECP, considering the specific credit and financial condition of the debt security issuer and in accordance with the provisioning policy duly approved by the Board of Directors of the Management Company. The provisioning policy approved by the Board of Directors has also been placed on the Management Company's website as required under the SECP's circular.

4.3.5 Regular way contracts

All regular way purchases and sales of financial assets are recognised on the trade date i.e. the date on which the Fund commits to purchase or sell the asset. Regular way purchases / sales of assets require delivery of securities within two days from the transaction date as per the stock exchange regulations.

4.3.6 Derecognition

Financial assets are derecognised when the rights to receive cash flows from the financial assets have expired or have been transferred and the Fund has transferred substantially all risks and rewards of ownership. Any gain or loss on derecognition of financial assets is taken to the Income Statement.

4.4 Financial liabilities

Financial liabilities are recognised at the time when the Fund becomes a party to the contractual provisions of the instruments. These are initially recognised at fair values and subsequently stated at amortised cost.

A financial liability is derecognised when the obligation under the liability is discharged, cancelled or expired. Any gain or loss on derecognition of financial liabilities is taken to the Income Statement.

4.5 Offsetting of financial assets and financial liabilities

Financial assets and financial liabilities are offset and the net amount is reported in the 'Statement of Assets and Liabilities' when there is a legally enforceable right to set off the recognised amounts and there is an intention to settle on a net basis, or to realise the assets and settle the liabilities simultaneously.

4.6 Provisions

Provisions are recognised when the Fund has a present, legal or constructive, obligation as a result of past events, it is probable that an outflow of resources embodying economic benefits will be required to settle the obligation and a reliable estimate of the obligation can be made. Provisions are regularly reviewed and adjusted to reflect the current best estimate.

4.7 Net asset value per unit

The Net Asset Value (NAV) per unit as disclosed in the Statement of Assets and Liabilities is calculated by dividing the net assets of the Fund by the number of units in circulation at the year end.

4.8 Issue and redemption of units

Units issued are recorded at the offer price, determined by the Management Company for the applications received by the Management Company / distributors during business hours on that day. The offer price represents the Net Asset Value (NAV) per unit as of the close of the business day, plus the allowable sales load and provision of any duties and charges if applicable. The sales load is payable to the Management Company / distributors.

Units redeemed are recorded at the redemption price applicable to units for which the Management Company / distributors receive redemption applications during business hours of that day. The redemption price is equal to NAV as of the close of the business day, less an amount as the Management Company may consider to be an appropriate provision of duties and charges.

4.9 Distributions to unit holders

Distributions to the unit holders are recognised upon declaration and approval by the Board of Directors of the Management Company. Based on the Mutual Funds Association of Pakistan's (MUFAP) guidelines duly consented by the SECP, distribution for the year also includes portion of income already paid on units redeemed during the year.

Distributions declared subsequent to the year end reporting date are considered as non-adjusting events and are recognised in the financial statements of the year in which such distributions are declared and approved by the Board of Directors of the Management Company.

4.10 Element of income / (loss) and capital gains / (losses) included in prices of units issued less those in units redeemed

Element of income represents the difference between Net Asset Value per unit on the issuance or redemption date, as the case may be, of units and the net assets value per unit at the beginning of the relevant accounting period. Further, the element of income is a transaction of capital nature and the receipt and payment of element of income is taken to unit holders' fund. However, to maintain the same ex-dividend net asset value of all units outstanding on the accounting date, net element of income contributed on issue of units lying in unit holders fund is refunded on units in the same proportion as dividend bears to accounting income available for distribution.

4.11 Revenue recognition

- Gains / (losses) arising on sale of investments are included in Income Statement and are recognised when the transaction takes place.
- Unrealised appreciation / (diminution) arising on re-measurement of securities classified as financial assets 'at fair value through profit or loss' are included in the Income Statement in the period in which they arise.
- Dividend income is recognised when the Fund's right to receive the same is established, i.e. on the date of commencement of book closure of the investee company / institution declaring the dividend.
- Income on sukuk certificates, commercial paper and government securities is recognised on a time proportionate basis using the effective yield method, except for the securities which are classified as Non-Performing Asset under Circular No. 33 of 2012 issued by the SECP for which the profits are recorded on cash basis.
- Profit on saving accounts with banks is recognised on an accrual basis.

4.12 Expenses

All expenses chargeable to the Fund including remuneration of the Management Company and Trustee and annual fee of the SECP are recognised in the Income Statement on an accrual basis.

4.13 Taxation

Current

Provision for current taxation is based on taxable income at the current rates of taxes after taking into account tax credits and rebates, if any. The charge for current tax is calculated using the prevailing tax rates.

Deferred

Deferred tax is accounted for using the balance sheet liability method in respect of all temporary differences arising from differences between the carrying amount of assets and liabilities in the condensed interim financial statements and the corresponding tax bases used in the computation of the taxable profit. The deferred tax liabilities are generally recognised for all taxable temporary differences and deferred tax assets are recognised to the extent that it is probable that taxable profits will be available against which the deductible temporary differences, unused tax losses and tax credits can be utilised. Deferred tax is calculated at the rates that are expected to apply to the period when the differences reverse, based on enacted tax rates.

The income of the Fund is exempt from income tax under clause 99 of Part I of the Second Schedule to the Income Tax Ordinance, 2001, subject to the condition that not less than 90 percent of its accounting income for the year, as reduced by capital gains, whether realised or unrealised, is distributed amongst the unit holders. Furthermore, for the purpose of determining distribution of at least 90 percent of the accounting income, the income distributed through bonus units shall not be taken into account.

The Fund is also exempt from the provisions of section 113 (minimum tax) under clause 11A of Part IV of the Second Schedule to the Income Tax Ordinance, 2001.

4.14 Earnings / (loss) per unit

Earnings / (loss) per unit is calculated by dividing the net income / (loss) of the year after taxation of the Fund by the weighted average number of units outstanding during the year.

Earnings / (loss) per unit (EPU) has not been disclosed as, in the opinion of the management, the determination of cumulative weighted average number of outstanding units for calculating EPU is not practicable.

4.15 Foreign currency translation

Transactions denominated in foreign currencies are accounted for in Pakistani Rupees at the exchange rates prevailing at the dates of the transactions. Foreign exchange gains and losses resulting from the settlement of such transactions and from the translation at year end exchange rates for monetary assets and liabilities denominated in foreign currencies are recognised in the Income Statement.

5	BALANCES WITH BANKS	Note	2023	2022
		----- (Rupees in '000')-----		
Balances with banks in:				
	Savings accounts	5.1	262,047	306,713
	Current accounts		13,677	8,261
			<u>275,725</u>	<u>314,974</u>

5.1 These include a balance maintained with Meezan Bank Limited (a related party) that has last declared profit rate of 10% (June 30, 2022: 6.05%) per annum. Other profit and loss sharing accounts of the Fund have expected profit rates ranging from 6.74% to 20.25% per annum (June 30, 2022: 3.00% to 16.25% per annum).

6	INVESTMENTS	Note	2023	2022
		----- (Rupees in '000')-----		
At fair value through profit or loss				
	Shares of listed companies - 'ordinary shares'	6.1	835,585	1,241,797
	Sukuk certificates	6.2	624,997	699,588
	Commercial papers	6.3	-	415,516
			<u>1,460,582</u>	<u>2,356,901</u>

6.1 Shares of listed companies - 'ordinary shares'

Name of the investee company	As at July 1, 2022	Purchases during the period	Right / bonus issue	Sales during the period	As at June 30, 2023	Carrying value as at June 30, 2023	Market value as at June 30, 2023	Unrealised (diminution)/ appreciation as at June 30, 2023	Percentage in relation to		
									Total market value of investments	Net assets of the Fund	Paid-up-capital of the investee company (with face value of investments)
								-----%-----			
Commercial Banks											
Bank Islami Pakistan Limited	436,962	846,000	-	110,000	1,172,962	15,147	20,832	5,685	1.43	1.23	0.11
Meezan Bank Limited (note 6.2.1.2) (an associate company of the Fund)	822,816	109,933	74,274	375,000	632,023	64,768	54,588	(10,180)	3.74	3.23	0.04
								<u>5.16</u>	<u>4.47</u>	<u>0.15</u>	
Automobile assemblers											
Ghandhara Industries Limited	2,100	-	-	2,100	-	-	-	-	-	-	-
Ghandhara Nissan Limited	39,600	-	-	39,600	-	-	-	-	-	-	-
Millat Tractor Limited	26052	4,461	-	30,513	-	-	-	-	-	-	-
Engineering											
Mughal Iron	159,851.00	-	-	-	159,851	9,504	7743.1824	-	0.53	0.46	0.05
								<u>0.53</u>	<u>0.46</u>	<u>0.05</u>	
Chemicals											
Dynea Pakistan Limited (note 6.1.1.1)	28,000	12,300	-	40,300	-	-	-	-	-	-	-
Engro Polymer and Chemicals Limited	365,954	-	-	365,954	-	-	-	-	-	-	-
Haleon Pakistan Limited	-	42,900	-	42,900	-	-	-	-	-	-	-
Lucky Core Industries Limited	29,616	17,300	-	10,000	36,916	24,794	22,302	(2,491)	1.53	1.32	0.04
								<u>1.53</u>	<u>1.32</u>	<u>0.04</u>	
Cement											
Attock Cement Limited	4,527	-	-	4,527	-	-	-	-	-	-	-
Cherat Cement Company Limited	137,400	64,959	-	-	202,359	20,342	24,340	3,997	1.67	1.44	0.10
Fauji Cement Limited	200000	306,250	-	300,000	206,250	2707.8293	2425.5	(282)	0.17	0.14	0.01
Kohat Cement Limited	324,320	15,000	-	50,000	289,320	38,066	50,188	12,123	3.44	2.97	0.14
Lucky Cement Limited	119,947	49,824	-	57,500	112,271	52,213	58,616	6,402	4.01	3.47	0.04
Maple Leaf Cement Limited	570,987	290,000	-	250,000	610,987	17,076	17,309	234	1.19	1.03	0.06
Pioneer Cement	0	50,000	-	50,000	3600	4331.5	-	732	0.30	0.26	0.02
								<u>10.76</u>	<u>9.31</u>	<u>0.37</u>	
Fertilizers											
Engro Corporation Limited (note 6.1.1.2)	268,014	140,000	-	112,415	295,599	80,388	76,823	(3,565)	5.26	4.55	0.05
Engro Fertilizer Limited	676,924	-	-	596,905	80,019	7,093	6,604	(489)	0.45	0.39	0.01
								<u>5.71</u>	<u>4.94</u>	<u>0.06</u>	
Technology & Communication											
Air Link Communication Limited	80,156	-	-	80,156	-	-	-	-	-	-	-
Avanceon Limited	126,875	19,031	-	145,906	-	-	-	-	-	-	-
Octopus Digital Limited	24,836	-	-	24,836	-	-	-	-	-	-	-
Systems Limited	249,230	28,000	-	88,000	189,230	64,894	76,322	11,428	5.23	4.52	0.07
Pakgen Power	-	500	-	500	-	-	-	-	-	-	-
								<u>5.23</u>	<u>4.52</u>	<u>0.07</u>	
Paper & Board											
Century Paper & Board Mills Limited	328,345	106,500	258,177	105,000	588,022	17,907	16,606	(1,302)	1.14	0.98	0.15
Cherat Packaging Limited	40	6	-	-	46	5	4	(0)	0.00	0.00	-
Packages Limited	74773	23,900	-	50,200	48,473	18894.982	18853.089	(42)	1.29	1.12	0.05
								<u>2.43</u>	<u>2.10</u>	<u>0.20</u>	
Oil & Gas Exploration											
Mari Petroleum Company Limited	77,554	7,872	-	16,435	68,991	118,868	104,497	(14,372)	7.15	6.19	0.05
Oil and Gas Developed Company Limited	1,292,931	75,000	-	300,000	1,067,931	84,019	83,299	(720)	5.70	4.93	0.02
Pakistan Oilfield Limited	85,007	-	-	70,428	14,579	5,916	5,857	(59)	0.40	0.35	0.01
Pakistan Petroleum Limited	1,386,997	155,170	-	330,000	1,212,167	82,810	71,688	(11,122)	4.91	4.25	0.04
								<u>18.17</u>	<u>15.71</u>	<u>0.12</u>	
Oil and Gas Marketing											
Attock Petroleum Company Limited	-	33,833	5,558	5,000	34,391	10,661	10,326	(335)	0.71	0.61	0.03
Hascal Petroleum Limited	1,901	-	-	-	1,901	8	11	3	0.00	0.00	-
Pakistan State Oil Company Limited	297,066	50,000	-	219,000	128,066	22,050	14,217	(7,833)	0.97	0.84	0.03
Sui Northern Gas Pipeline Limited	410,888	450,000	-	500,000	360,888	13,211	14,208	997	0.97	0.84	0.04
								<u>2.65</u>	<u>2.30</u>	<u>0.10</u>	

Name of the investee company	As at July 1, 2022	Purchases during the period	Right / bonus issue	Sales during the period	As at June 30, 2023	Carrying value as at June 30, 2023	Market value as at June 30, 2023	Unrealised (diminution)/ appreciation as at June 30, 2023	Percentage in relation to		
									Total market value of investments	Net assets of the Fund	Paid-up-capital of the investee company (with face value of investments)
						Number of shares		(Rupees in '000)	%		
Pharmaceuticals											
Abbott Laboratories Pakistan Limited	2,250	-	-	2,250	-	-	-	-	-	-	-
AGP Limited	500	-	-	-	500	44	28	(16)	0.00	0.00	-
GlaxoSmithKline Consumer Healthcare Limited	42,900	-	-	42,900	-	-	-	-	-	-	-
Highnoon Laboratories Limited	529	-	139	-	668	280	225	(56)	0.02	0.01	-
IBL Health Care Limited	247,520	40,152	-	287,672	-	-	-	-	0.05	0.04	-
The Searle Company Limited	15,369	53,842	-	50,000	19,211	1,713	736	(977)	0.07	0.06	-
									0.07	0.06	-
Food & Personal Care Products											
Al-Shaheer Corporation Limited	8,546	-	-	2,511	6,035	55	44	(11)	0.00	0.00	0.00
Al Tahir Limited	312,880	31,288	-	223,500	120,668	2,092	1,986	(106)	0.14	0.12	0.06
The Organic Meat Company Limited	-	329,875	-	100,000	229,875	5,138	4,777	(361)	0.33	0.28	0.17
National Food Limited	-	85,100	-	75,000	10,100	859	994	135	0.07	0.06	0.01
									0.53	0.46	0.24
Power Generation & Distribution											
K-Electric Limited (note 6.1.1)	3,578,500	2,200,000	-	5,778,500	-	-	-	-	-	-	-
The Hub Power Company Limited	760,291	420,000	-	634,969	545,322	37,761	37,944	182	2.60	2.25	0.04
									2.60	2.25	-
Real Estate Investment Trust											
Dolmen City REIT	1,909,000	-	-	1,421,500	487,500	6,591	6,669	78	0.46	0.39	0.02
									0.46	0.39	-
Refinery											
Attock Refinery Limited	6,000	-	-	6,000	-	-	-	-	-	-	-
National Refinery Limited	13,500	-	-	13,500	-	-	-	-	-	-	-
Energyco PK Limited (Formerly Byco Petroleum Pakistan Limited)	2,075,978	600,000	-	2,675,978	-	-	-	-	-	-	-
									-	-	-
Textile composite											
Feroze1888 Mills Limited	82,468	-	-	82,468	-	-	-	-	-	-	-
Interloop Limited	761,700	160,168	-	623,005	298,863	11,721	10,538	(1,183)	0.72	0.62	0.02
Kohinoor Textile Mills Limited	100,000	-	-	20,000	80,000	4,000	4,073	73	0.28	0.24	0.03
Nishat Mills Limited	86,427	-	-	86,427	-	-	-	-	-	-	-
									1.00	0.87	-
Right Certificates											
Food & Personal Care Products											
Unity Foods Limited	245,098	237,049	-	482,147	-	-	-	-	-	-	-
									-	-	-
Glass & Ceramics											
Shabbir Tiles and Ceramics Limited (note 6.1.1.1)	807,500	-	-	807,500	-	-	-	-	-	-	-
									-	-	-
Leather & Tanneries											
Service GlobalFootwear Limited	40,430	-	-	17,500	22,930	921	639	(282)	0.04	(0.02)	0.01
									0.04	(0.02)	0.01
MISCELLANEOUS											
Supernet Limited	-	192,600	-	-	192,600	2,602	2,887	285	0.20	0.02	0.16
TPL Properties Limited	-	165,000	-	-	165,000	3,383	2,056	(1,327)	0.14	(0.09)	0.03
									0.34	(0.07)	0.19
Total as at June 30, 2023						852,103	835,585	(14,757)			
Total as at June 30, 2022						1,432,337	1,241,797	(190,540)			

6.1.1 All shares have a face value of Rs 10 each except for the shares of Dynea Pakistan Limited and Shabbir Tiles and Ceramics Limited which have a nominal value of Rs 5 and K-Electric Limited which have a nominal value of Rs 3.5 each.

6.1.2 Investments include 153,500 shares of Engro Corporation Limited, having a market value of Rs 39.893 million (2022: Rs 38.564 million) and 1,000 shares of Pakistan Petroleum Limited having market value of Rs. 0.059 million which have been pledged with National Clearing Company of Pakistan Limited for guaranteeing settlement of the Fund's trades in accordance with Circular No. 11 dated October 23, 2007 issued by the SECP.

6.1.3 The Finance Act, 2014 introduced amendments to the Income Tax Ordinance 2001 as a result of which companies were liable to withhold five percent of the bonus shares to be issued. The shares so withheld were only to be released if the Fund deposits tax equivalent to five percent of the value of the bonus shares issued to the Fund including bonus shares withheld, determined on the basis of day-end price on the first day of closure of books of the issuing company.

In this regard, a constitutional petition had been filed by Collective Investment Schemes (CISs) through their Trustees in the High Court of Sindh, challenging the applicability of withholding tax provisions on bonus shares received by CISs. The petition was based on the fact that because CISs are exempt from deduction of income tax under Clause 99 Part I to the Second Schedule of the Income Tax Ordinance 2001, the withholding tax provision should also not be applicable on bonus shares received by CISs. A stay order had been granted by the Honourable High Court of Sindh in favour of CISs.

During the year ended June 30, 2018, the Supreme Court of Pakistan passed a judgement on June 27, 2018 whereby the suits which are already pending or shall be filed in future must only be continued / entertained on the condition that a minimum of 50 percent of the tax calculated by the tax authorities is deposited with the authorities. Accordingly, the CISs were required to pay minimum 50% of the tax calculated by the tax authorities for the case to remain continued. The CISs failed to deposit the minimum 50% of the tax liability and accordingly the stay got vacated automatically during the year ended June 30, 2019. During the year ended June 30, 2020, the CISs have filed a fresh constitutional petition via CP 4653 dated July 11, 2019. In this regard, on July 15, 2019, the Honourable High Court of Sindh has issued notices to the relevant parties and has ordered that no third party interest on bonus shares issued to the Funds in lieu of their investments be created in the meantime. The matter is still pending adjudication and the Funds have included these shares in their portfolio, as the management is confident that the decision of the constitutional petition will be in favour of the CISs.

The Finance Act, 2018 effective from July 1, 2018 has omitted Section 236M of Income Tax Ordinance, 2001 requiring every company quoted on stock exchange issuing bonus shares to the shareholders of the company, to withhold five percent of the bonus shares to be issued. Therefore, bonus shares issued to the Fund during the year were not withheld by the investee companies.

As at June 30, 2023, the bonus shares of the Fund withheld by certain companies at the time of declaration of bonus shares amounted to Rs. 2.638 million (2022: 4.347 million).

6.2 Sukuk certificates
6.2.1 Government Securities - GOP Ijarah Sukuk

Name of the Security	Maturity date	Profit rate	As at July 1, 2022	Purchases during the year	Sales / matured during the year	As at June 30, 2023	Carrying value as at June 30, 2023	Market value as at June 30, 2023	Unrealised appreciation / (diminution) as at June 30, 2023	Percentage in relation to	
			----- (Number of certificates) -----			----- (Rupees in '000') -----			----- % -----		
GoP Ijarah Sukuk Certificates - XXV (Note 6.1.2.2.2)	April 27, 2027	Weighted Average 6 months T-Bills	2,000	-	2,000	-	-	-	-	-	-
GoP Ijarah Sukuk Certificates (Note 6.1.2.2.2)	October 26, 2027	Weighted Average 6 months T-Bills	-	2,000	2,000	-	-	-	-	-	-
GoP Ijarah Sukuk Certificates (Note 6.1.2.2.2)	October 10, 2026	Weighted Average 6 months T-Bills	-	5,250	5,250	-	-	-	-	-	-
GoP Ijarah Sukuk Certificates (Note 6.1.2.2.2)	July 29, 2025	Weighted Average 6 months T-Bills	-	3,147	500	2,647	263,138	263,112	(26)	15.58	18.01
Total as at June 30, 2023							263,138	263,112	(26)		
Total as at June 30, 2022							199,820	199,360	(460)		

6.2.1.1 The nominal value of the GoP Ijarah sukuk certificates is Rs 100,000 each.

6.2.2 Sukuk certificates

Name of the investee company	Maturity	Profit rate	As at July 1, 2022	Purchases during the period	Sales / Redemptions / matured during the period	As at June 30, 2023	Carrying value as at June 30, 2023*	Market value as at June 30, 2023*	Unrealised appreciation / (diminution) as at June 30, 2023	Percentage in relation to		
			-----Number of certificates-----			----- (Rupees in '000') -----			----- % -----			
NON-PERFORMING ASSETS												
Security Leasing Corporation Limited II * (note 6.2.2.2) (non-traded)	January 19, 2022	N/A	5,000	-	-	5,000	-	-	-	-	-	-
Eden Housing Limited * (note 6.2.2.2) (non-traded)	September 29, 2014	N/A	5,000	-	-	5,000	-	-	-	-	-	-
Arzoo Textile Mills Limited * (note 6.2.2.2) (non-traded)	April 15, 2014	N/A	5,000	-	-	5,000	-	-	-	-	-	-
Hascol Petroleum Limited - Sukuk (note 6.2.2.2) (non-traded) *	January 7, 2022	N/A	50,000	-	-	50,000	-	-	-	-	-	-
Shakarganj Food Products Limited (BBB+, VIS, non-traded) (note 6.2.2.2 & 6.2.2.3)*	July 10, 2025	3 months KIBOR plus base rate of 1.75%	82	-	-	82	33,896	31,991	(1,904)	1.89	5.88	2.19
POWER GENERATION & DISTRIBUTION												
Lucky electric power company Limited VI (AA, Pacra)	April 13 2023	6 months KIBOR plus base rate of 1.50%	-	250	250	-	-	-	-	-	-	-
Neelum Jhelum Hydropower Company (Private) Limited (AAA, VIS, non-traded) (note 6.2.2.1)	June 29, 2026	6 months KIBOR plus base rate of 1.13%	230	-	-	230	7,972	7,336	(636)	0.43	0.01	0.50
Hub Power Holdings Limited (AA+, PACRA) (note 6.2.1.1)	November 12, 2025	6 months KIBOR plus base rate of 2.50%	2,000	-	500	1,500	150,000	153,945	3,945	9.12	2.57	10.54

Name of the investee company	Maturity	Profit rate	As at July 1, 2022	Purchases during the period	Sales / Redemptions / matured during the period	As at June 30, 2023	Carrying value as at June 30, 2023*	Market value as at June 30, 2023*	Unrealised appreciation / (diminution) as at June 30, 2023	Percentage in relation to		
			-----Number of certificates-----			----- (Rupees in '000') -----			Net assets of the Fund	Total issue (with face value of investment)	Total market value of investments	
COMMERCIAL BANKS												
Dubai Islamic Bank Pakistan Limited (AA-, VIS, non-traded) (note 6.2.2.1)	November 30, 2032	6 months KIBOR plus base rate of 0.70%	-	100	-	100	100,000	100,137	137	5.93	2.50	6.86
Dubai Islamic Bank Pakistan Limited (AA-, VIS, non-traded) (note 6.2.2.1)	July 14, 2027	6 months KIBOR plus base rate of 0.50%	141	-	141	-	-	-	-	-	-	-
Shakarganj Food Products Limited (BBB+, VIS, non-traded) (note 6.2.2.1 & 6.2.2.2)	July 10, 2025	3 months KIBOR plus base rate of 1.75%	82	-	-	82	38,542	-	-	-	-	-
STEEL & ALLIED PRODUCTS												
Agha Steel Industries Limited (A+, VIS, non-traded) (note 6.2.2.1)	October 9, 2025	3 months KIBOR plus base rate of 0.80%	100	-	-	100	71,262	68,476	(2,786)	4.06	1.37	4.69
Total as at June 30, 2023							401,672	361,885	(1,244)			
Total as at June 30, 2022							493,214	500,228	7,014			

* In case of debt securities against which provision has been made, these are carried at carrying value less provision.

6.2.2.1 The nominal value of these sukuk certificates is Rs 5,000 each except for the sukuk certificates of Eden Housing Limited having nominal value of Rs 984.375, Hub Power Holdings Limited and Neelum Jhelum Hydropower Company (Private) Limited having nominal value of Rs. 100,000 each and Dubai Islamic Bank Pakistan, Shakarganj Food Products Limited, Lucky Electric Power Company Limited and Agha Steel Industries Limited having nominal value of Rs 1,000,000 each respectively.

6.2.2.2 Details of non-compliant investments with the investment criteria of the assigned category

The Securities and Exchange Commission of Pakistan (SECP), vide its circular No. 16 dated July 07, 2010, prescribed certain disclosures for the schemes holding investments that were non-compliant either with the minimum investment criteria specified for the category assigned to such schemes or with the investment requirement of their constitutive documents. The Securities and Exchange Commission of Pakistan vide circular 7 of 2009 dated March 6, 2009 required all Asset Management Companies to classify funds under their management on the basis of categorisation criteria laid down in the circular. Al Meezan Investment Management Limited (the Management Company) classified Meezan Balanced Fund (the Fund) as a 'Balanced Scheme' in accordance with the said circular. As at June 30, 2023, following investments of the Funds are in sukuk which are non compliant securities. At the time of investment, these were compliant as per SECP criteria and the investment policy of the Fund.

Name of non-compliant investment	Type of Investment	Value of investments before provision	Provision held as at June 30, 2023	Value of investments after provision	Percent- age of net assets	Percent- age of total assets
		----- (Rupees in '000') -----			----- % -----	
Listed						
Arzoo Textile Mills Limited	Non-traded sukuk certificates	25,000	25,000	-	-	-
Eden Housing Limited	Non-traded sukuk certificates	4,922	4,922	-	-	-
Security Leasing Corporation Limited II	Non-traded sukuk certificates	7,701	7,701	-	-	-
Hascol Petroleum Limited (note 6.2.2.4)	Non-traded sukuk certificates	62,037	62,037	-	-	-
Shakarganj Food Products Limited	Non-traded sukuk certificates	40,738	8,746	31,991	-	1.78
Total - June 30, 2023		140,398	108,406	31,991	-	1.78
Total - June 30, 2022		155,332	99,660	55,672	2.11	2.06

6.2.2.3 On April 26, 2023, sukuk certificates of Shakarganj Food Products Limited have been classified as non-performing by Mutual Funds Association of Pakistan (MUFAP). Therefore, in accordance with the requirement of SECP's Circular No.33 of 2012, the sukuk certificates have been classified as non-performing asset and no further profit has been accrued thereafter. Further, in accordance with the said Circular, an amount of Rs. 8.746 million (June 30, 2022: nil) have also been held as provision against the outstanding principal as at June 30, 2023

6.2.2.4 Movement of provision

	Note	2023` ---- (Rupees in '000')----	2022
Balance as at July 1		99,360	71,235
Charge for the period	6.2.2.3	8,746	28,125
Reversals for the period		-	-
Balance as at June 30		108,106	99,360

6.3 Commercial papers

Name of the security	Maturity date	Profit rate	As at July 1, 2022	Purchases during the period	Sales / redemptions / maturity during the period	As at June 30, 2023	Carrying value as at June 30, 2023	Market value as at June 30, 2023	Unrealised appreciation / (diminution) as at June 30, 2023	Percentage in relation to	
			----- (Number of certificates) -----			----- (Rupees in '000') -----			----- % -----		
Mughal Iron & Steel Industries Limited ICP 1 (A-2, VIS)	July 21, 2022	6 months KIBOR plus base rate of 1.75%	165	-	165	-	-	-	-	-	-
Lucky Electric Power Company Limited ICP-2 (AA-, PACRA)	July 12, 2022	6 months KIBOR plus base rate of 1.50%	250	-	250	-	-	-	-	-	-
Total as at June 30, 2023							-	-	-	-	-
Total as at June 30, 2022							415,516	415,516	-	15.73	17.63

6.3.1 The nominal value of these commercial papers is Rs 1,000,000 each and these are redeemable at maturity.

	Note	2023 ---- (Rupees in '000')----	2022
6.4 Net unrealised (diminution) / appreciation on re-measurement of investments classified as 'financial assets at fair value through profit or loss'			
Market value of investments		1,460,582	2,356,901
Carrying value of investments		1,516,913	2,540,887
		<u>(56,331)</u>	<u>(183,986)</u>
	Note	2023	2022
		---- (Rupees in '000')----	

7 ADVANCES, DEPOSITS AND OTHER RECEIVABLES

Security deposits		2,800	2,800
Profit receivable on balances with banks		3,985	3,704
Profit receivable on sukuk certificates		29,950	17,017
Advance tax	7.1	1,573	1,573
		<u>38,308</u>	<u>25,094</u>

7.1 As per clause 47(B) of part IV of the Second Schedule to the Income Tax Ordinance, 2001, payments made to collective investment schemes (CISs) are exempt from withholding tax under section 150 and 151. However, withholding tax on dividend and profit on debt paid to the Fund has been deducted by various withholding agents based on the interpretation issued by FBR vide letter C. no. 1(43) DG (WHT)/2008-VOL.II-66417-R dated 12 May 2015 which requires every withholding agent to withhold income tax at applicable rates in case a valid exemption certificate under section 159(1) issued by the concerned Commissioner of Inland Revenue (CIR) is not produced by the withholder. The tax withheld on dividends and profit on debt amounts to Rs 1.573 million (2022: Rs 1.573 million).

For this purpose, the Mutual Funds Association of Pakistan (MUFAP) on behalf of various mutual funds (including the Funds being managed by the Management Company) had filed a petition in the Honourable Sindh High Court (SHC) challenging the above mentioned interpretation of the Federal Board of Revenue (FBR) which was decided by the SHC in favour of FBR. On January 28, 2016, the Board of Directors of the Management Company passed a resolution by circulation, authorising all CISs to file an appeal in the Honourable Supreme Court through their Trustees, to direct all persons being withholding agents, including share registrars and banks to observe the provisions of clause 47B of Part IV of the Second Schedule to the Income Tax Ordinance, 2001 without imposing any conditions at the time of making any payment to the CISs being managed by the Management Company. Accordingly, a petition was filed in the Supreme Court of Pakistan by the Funds together with other CISs (managed by the Management Company and other Asset Management Companies) whereby the Supreme Court granted the petitioners leave to appeal from the initial judgement of the SHC. Pending resolution of the matter, the amount of withholding tax deducted on profit received by the Fund on dividends and profit on debt has been shown as other receivables as at June 30, 2023 as, in the opinion of the management, the amount of tax deducted at source will be refunded.

	Note	2023	2022
----- (Rupees in '000') -----			
8	PAYABLE TO AL MEEZAN INVESTMENT MANAGEMENT LIMITED - MANAGEMENT COMPANY		
	Management fee payable	8.1	725
	Sindh Sales Tax on management fee payable	8.2	94
	Sales load payable		96
	Sindh Sales Tax on sales load payable		13
	Allocated expenses payable	8.3	155
	Selling and marketing expenses payable	8.4	4,963
		<u>6,046</u>	<u>2,364</u>
		<u>6,046</u>	<u>3,432</u>

8.1 As per regulation 61 of the NBFC Regulations, 2008, the Management Company is entitled to a remuneration equal to an amount not exceeding the maximum rate of management fee as disclosed in the Offering Document subject to the total expense ratio limit. Keeping in view the maximum allowable threshold, the Management Company has charged its remuneration at the rate of 2% (2022: 2%) per annum of the average net assets of the Fund during the year ended June 30, 2023. The remuneration is payable to the Management Company monthly in arrears.

8.2 During the year, an amount of Rs 6.118 million (2022: Rs 10.372 million) was charged on account of sales tax on management fee levied through the Sindh Sales Tax on Services Act, 2011 and an amount of Rs 6.137 million (2022: Rs. 10.331 million) has been paid to the Management Company which acts as a collecting agent.

8.3 In accordance with Regulation 60 of the NBFC Regulations, the Management Company is entitled to charge fees and expenses related to registrar services, accounting, operation and valuation services, related to a Collective Investment Scheme (CIS).

The management company based on its own discretion has charged allocated expenses at the rate of 0.11% (2022: 0.11%) of average annual net assets during the year, subject to the total expense charged being lower than actual expense incurred.

8.4 In accordance with Circular 11 dated July 5, 2019 with respect to charging selling and marketing expenses, the Management Company, based on its own discretion, has charged selling and marketing expenses at 1% (2022: 1%) per annum of the average annual net assets of the Fund during the year subject to the total expense charged being lower than actual expense incurred.

	Note	2023	2022
----- (Rupees in '000') -----			
9	PAYABLE TO CENTRAL DEPOSITORY COMPANY OF PAKISTAN LIMITED - TRUSTEE		
	Trustee fee payable	9.1	223
	Sindh Sales Tax payable on trustee fee	9.2	29
		<u>252</u>	<u>339</u>

9.1 The Trustee is entitled to monthly remuneration for services rendered to the Fund under the provisions of the trust deed as follows:

Net Assets (Rs.)	Fee
up to Rs 1,000 million	Rs 0.7 million or 0.2% per annum of net assets, whichever is higher.
from Rs 1,000 million and above	Rs 2.0 million plus 0.10% per annum of net assets exceeding Rs 1,000 million.

9.2 During the year, an amount of Rs 0.436 million (2022: Rs 0.649 million) was charged on account of sales tax on remuneration of the Trustee levied through the Sindh Sales Tax on Services Act, 2011 and an amount of Rs 0.446 million (2022: Rs 0.669 million) was paid to the Trustee which acts as a collecting agent.

10 PAYABLE TO THE SECURITIES AND EXCHANGE COMMISSION OF PAKISTAN

In accordance with the NBFC Regulations, 2008, a collective investment scheme is required to pay annual fee to the Securities and Exchange Commission of Pakistan at the rate of 0.02% (2022: 0.02%) per annum of average annual net assets of the Fund.

	Note	2023	2022
------(Rupees in '000')-----			
11 ACCRUED EXPENSES AND OTHER LIABILITIES			
Withholding tax payable		11,521	510
Provision for Federal Excise Duty and related Sindh Sales Tax on management fee	11.2	31,961	31,961
Provision for Federal Excise Duty and related Sindh Sales Tax on sales load	11.2	6,838	6,838
Brokerage expenses payable		103	41
Charity payable	11.1	3,918	3,466
Shariah advisory fee payable		197	237
Auditors' remuneration payable		346	401
Zakat payable		75	4
		<u>54,959</u>	<u>43,458</u>

- 11.1** According to the instructions of the Shariah Advisor, income earned by the Fund from prohibited sources should be donated for charitable purposes.

During the year ended June 30, 2023, non-shariah compliant income amounting to Rs 3.603 million (2022: Rs 3.232 million) was charged as an expense in the books of the Fund, and Rs. 3.286 million was disbursed to Behbud Society for AKUH on account of charity payment.

- 11.2** The Finance Act, 2013 enlarged the scope of Federal Excise Duty (FED) on financial services to include Asset Management Companies (AMCs) as a result of which FED at the rate of 16 percent on the remuneration of the Management Company and sales load was applicable with effect from June 13, 2013. The Management Company was of the view that since the remuneration was already subject to provincial sales tax, further levy of FED would result in double taxation which did not appear to be the spirit of the law. Hence, on September 4, 2013 a constitutional petition was filed with the Sindh High Court (SHC) by the Management Company together with various other asset management companies challenging the levy of FED.

With effect from July 01, 2016, FED on services provided or rendered by non-banking financial institutions dealing in services which are subject to provincial sales tax has been withdrawn by the Finance Act, 2016.

During the year ended June 30, 2017, the SHC passed an order whereby all notices, proceedings taken or pending, orders made, duty recovered or actions taken under the Federal Excise Act, 2005 in respect of the rendering or providing of services (to the extent as challenged in any relevant petition) were set aside. In response to this, the Deputy Commissioner Inland Revenue has filed a Civil Petition for leave to appeal in the Supreme Court of Pakistan which is pending adjudication.

In view of the above, the Fund has discontinued making further provision in respect of FED on remuneration of the Management Company with effect from July 1, 2016. However, as a matter of abundant caution the provision for FED made for the period from June 13, 2013 till June 30, 2016 amounting to Rs 38.799 million is being retained in the financial statements of the Fund as the matter is pending before the Supreme Court of Pakistan. Had the provision not been made, the NAV per unit of the Fund would have been higher by Re. 0.36 (2022: Re 0.23) per unit.

12 CONTINGENCIES AND COMMITMENTS

There were no contingencies and commitments outstanding as at June 30, 2023 and June 30, 2022.

	2023	2022
------(Rupees in '000')-----		
13 AUDITORS' REMUNERATION		
Annual audit fee	430	443
Half yearly review of condensed interim financial statements	120	129
Out of pocket expenses	24	29
	<u>574</u>	<u>601</u>

14 TOTAL EXPENSE RATIO

The Total Expense Ratio (TER) of the Fund as at June 30, 2023 is 4.24% (2022: 3.76%) which includes 0.31% (2022: 0.31%) representing government levies on the Fund such as provision for Sindh Workers' Welfare Fund, sales taxes, annual fee to the SECP etc. This ratio is within the maximum limit of 4.5% prescribed under the NBFC Regulations for a collective investment scheme categorised as a Balanced Scheme.

15 TAXATION

The income of the Fund is exempt from income tax under clause (99) of Part I of the Second Schedule to the Income Tax Ordinance, 2001 subject to the condition that not less than 90% of the accounting income for the year as reduced by capital gains, whether realised or unrealised, is distributed amongst the unit holders as cash dividend. Furthermore, as per Regulation 63 of the Non-Banking Finance Companies and Notified Entities Regulations, the Fund is required to distribute not less than 90% of its accounting income for the year derived from sources other than capital gains as reduced by such expenses as are chargeable thereon to the unit holders. Since the management has distributed the required minimum percentage of income earned by the Fund for the year ended June 30, 2023 to the unit holders in the manner as explained above, no provision for taxation has been made in these financial statements during the year.

The Fund is also exempt from the provisions of Section 113 (minimum tax) under clause 11A of Part IV of the Second Schedule to the Income Tax Ordinance, 2001.

16 TRANSACTIONS WITH RELATED PARTIES / CONNECTED PERSONS

16.1 Connected persons include Al Meezan Investment Management Limited being the Management Company, Central Depository Company of Pakistan Limited being the Trustee, Meezan Bank Limited being the holding company of the Management Company, Directors and Executives of the Management Company, other Funds under the common management of the Management Company, Pakistan Kuwait Investment Company (Private) Limited being the associated company of the Management Company, Al Meezan Investment Management Limited - Employees Gratuity Fund and unit holders holding 10 percent or more of the Fund's net assets.

16.2 Transactions with connected persons essentially comprise sale and redemption of units, fee on account of managing the affairs of the Fund, sales load, other charges and distribution payments to connected persons. The transactions with connected persons are also in the normal course of business, at contracted rates and at terms determined in accordance with market rates. The management considers that the transactions between the related parties / connected persons are executed in accordance with the parameters defined in the Offering document, trust deed and NBFC regulations which are publicly available documents and hence, the transactions are considered to be on an arm's length basis.

16.3 Remuneration to the Management Company of the Fund is determined in accordance with the provisions of the NBFC Regulations, 2008 and the Trust Deed.

16.4 Remuneration to the Trustee of the Fund is determined in accordance with the provisions of the Trust Deed.

16.5 The details of transactions carried out by the Fund with connected persons during the year and balances with them as at year end are as follows:

Balances	2023	2022
	------(Rupees in '000')-----	
Al Meezan Investment Management Limited (Management Company)		
Management fee payable	<u>725</u>	<u>867</u>
Sindh Sales Tax on management fee payable	<u>94</u>	<u>113</u>
Sales load payable	<u>96</u>	<u>64</u>
Sindh Sales Tax on sales load payable	<u>13</u>	<u>8</u>
Allocated expenses payable	<u>155</u>	<u>16</u>
Selling and marketing expenses payable	<u>4,963</u>	<u>2,364</u>
Outstanding 988,045 (2022: 947,787) units - at net asset value	<u>15,410</u>	<u>14,800</u>
Central Depository Company of Pakistan Limited - Trustee		
Trustee fee payable	<u>223</u>	<u>300</u>
Sindh Sales Tax payable on trustee fee	<u>29</u>	<u>39</u>
Security deposits	<u>300</u>	<u>300</u>

Balances	2023	2022
	------(Rupees in '000')-----	
Meezan Bank Limited		
Balances with banks	17,227	24,042
Sales load payable	12	44
Sindh Sales Tax on sales load payable	2	6
Shariah advisory fee payable	197	237
Outstanding 18,886,746 units (2022: 18,886,746 units) - at net asset value	294,569	294,922
Investment in 632,023 shares (2022: 822,816 shares)	54,588	92,962
Profit receivable on balances with banks	88	38
Al Meezan Investment Management Limited - Employees Gratuity Fund		
Outstanding 493,285 units (2022: 473,186) units	7,694	7,389
Directors and Executives of the Management Company		
Outstanding 64 units (2022: 6,522,868 units)	1	101,857
Transactions during the year	2023	2022
	------(Rupees in '000')-----	
Al Meezan Investment Management Limited (Management Company)		
Remuneration of Al Meezan Investment Management Limited - Management Company	47,063	79,783
Sindh Sales Tax on remuneration of the Management Company	6,118	10,372
Allocated expenses	2,588	4,388
Selling and marketing expenses	23,531	39,891
Units issued: 940,259 units (2022: Nil)	15,489	-
Units redeemed: 900,000 units (2022: Nil)	14,750	-
Central Depository Company of Pakistan Limited - Trustee		
Remuneration of the Trustee	3,353	4,989
Sindh Sales Tax on remuneration of the Trustee	436	649
CDS charges	42	120
Transactions during the year	2023	2022
	------(Rupees in '000')-----	
Meezan Bank Limited		
Profit on balances with banks	1,134	742
Profit on sukuk certificates	-	2,952
Dividend income	8,136	5,768
Shariah advisor fee	500	533
Sale of sukuk certificates: Nil (2022: 80 certificates)	-	80,000
Purchase of 109,933 shares (2022: 90,000 shares)	11,742	12,119
Bonus Shares: 74,274 shares (2022: 138,190 shares)	-	-
Sale of 375,000 shares (2022: 336,647 shares)	40,205	46,562
Al Meezan Investment Management Limited - Employees Gratuity Fund		
Units issued: 20,099 units (2022: Nil)	369	-
Meezan Tahaffuz Pension Fund-Debt Sub Fund		
Sale of Javedan Corporation Limited sukuk certificates: Nil (2022: 750 sukuk certificates)	-	55,845
Directors and Executives of the Management Company		
Units issued: 8,224 units (2022: 19,434 units)	131	312
Units redeemed: 6,530,777 units (2022: 21,479 units)	101,542	346

16.6 Other balances due to / from related parties / connected persons are included in the respective notes to the financial statements.

17 FINANCIAL INSTRUMENTS BY CATEGORY
Financial assets

Balances with banks
Investments
Receivable against conversion of units
Dividend receivable
Receivable against sale of investments
Advances, deposits and other receivables

2023		
At amortised cost	At fair value through profit or loss	Total
(Rupees in '000')		
275,725	-	275,725
-	1,460,582	1,460,582
152	-	152
861	-	861
19,077	-	19,077
36,735	-	36,735
332,549	1,460,582	1,793,131

Financial liabilities

Payable to Al Meezan investment Management Limited - Management Company
Payable to Central Depository Company of Pakistan Limited - Trustee
Payable to Meezan Bank Limited
Payable against purchase of investments
Payable against redemption and conversion of units
Dividend payable
Accrued expenses and other liabilities

2023		
At fair value through profit or loss	At amortised cost	Total
(Rupees in '000')		
-	6,046	6,046
-	252	252
-	14	14
-	5,319	5,319
-	10,382	10,382
-	28,731	28,731
-	54,959	54,959
-	105,703	105,703

Financial assets

Balances with banks
Investments
Receivable against conversion of units
Dividend receivable
Receivable against sale of investments
Advances, deposits and other receivables

2022		
At amortised cost	At fair value through profit or loss	Total
(Rupees in '000')		
314,974	-	314,974
-	2,356,901	2,356,901
91	-	91
694	-	694
1,991	-	1,991
23,521	-	23,521
341,271	2,356,901	2,698,172

Financial liabilities

Payable to Al Meezan investment Management Limited - Management Company
Payable to Central Depository Company of Pakistan Limited - Trustee
Payable to Meezan Bank Limited
Payable against redemption and conversion of units
Payable against purchase of investments
Dividend payable
Accrued expenses and other liabilities

2022		
At fair value through profit or loss	At amortised cost	Total
(Rupees in '000')		
-	3,432	3,432
-	339	339
-	50	50
-	770	770
-	2,579	2,579
-	7,498	7,498
-	4,145	4,145
-	18,813	18,813

18 FINANCIAL RISK MANAGEMENT OBJECTIVES AND POLICIES

The Fund's objective in managing risk is the creation and protection of unit holders' value. Risk is inherent in the Fund's activities, but it is managed through monitoring and controlling activities which are primarily set up to be performed based on limits established by the Management Company, the constitutive documents of the Fund and the regulations and directives of the SECP. These limits reflect the business strategy and market environment of the Fund as well as the level of the risk that the Fund is willing to accept. The Board of Directors of the Management Company supervises the overall risk management approach within the Fund. The Fund is exposed to market risk, liquidity risk and credit risk arising from the financial instruments it holds.

18.1 Market risk

Market risk is the risk that the fair value or future cash flows of a financial instrument will fluctuate as a result of changes in market prices.

The Management Company manages the market risk through diversification of the investment portfolio and by following the internal guidelines established by the Investment Committee.

Market risk comprises of three types of risks: yield / profit rate risk, currency risk, and price risk.

(i) Yield / profit rate risk

Yield / profit rate risk is the risk that the fair value or future cash flows of a financial instrument will fluctuate as a result of changes in market profit rates. As of June 30, 2023, the Fund is exposed to such risk on its balances held with banks, sukuk certificates and investments in government securities. The Investment Committee of the Fund reviews the portfolio of the Fund on a regular basis to ensure that the risk is managed within the acceptable limits.

a) Sensitivity analysis for variable rate instruments

Presently, the Fund holds KIBOR based sukuk certificates and balances with banks which expose the Fund to cash flow profit rate risk. In case of 100 basis points increase/decrease in applicable rates on the last repricing date with all other variables held constant, the net income / loss for the year and net assets of the Fund would have been higher / lower by Rs. 8.917 million (2022: Rs. 10.063 million).

b) Sensitivity analysis for fixed rate instruments

Presently, the Fund do not holds commercial papers which expose the Fund to cash flow profit rate risk. In case of 100 basis points increase / decrease in in applicable rates on the last repricing date with all other variables held constant, the net income for the year and net assets of the Fund would have been higher / lower by Rs nil (2022: 4.16 million).

The composition of the Fund's investment portfolio and profit rates are expected to change over time. Accordingly, the sensitivity analysis prepared as of June 30, 2023 is not necessarily indicative of the impact on the Fund's net assets of future movements in profit rates.

Yield / profit rate sensitivity position for on-balance sheet financial instruments is based on the earlier of contractual repricing or maturity date and for off-balance sheet instruments is based on the settlement date.

The Fund's profit rate sensitivity related to financial assets and financial liabilities as at June 30, 2023 can be determined as

----- 2023 -----						
Effective profit rate (%)	Exposed to yield / profit rate risk			Not exposed to yield / profit rate risk	Total	
	Up to three months	More than three months and up to one year	More than one year			
----- (Rupees in '000') -----						
Financial assets						
Balances with banks	6.74% to 20.25%	262,047	-	-	13,677	275,725
Investments	Weighted Average 6 months T-Bills & KIBOR + 0.5% to KIBOR +2.5%	331,588	261,418	-	835,585	1,428,591
Receivable against conversion of units		-	-	-	152	152
Dividend receivable		-	-	-	861	861
Receivable against sale of investments		-	-	-	19,077	19,077
Advances, deposits and other receivables		-	-	-	36,735	36,735
		593,635	261,418	-	906,087	1,761,140
Financial liabilities						
Payable to Al Meezan Investment Management Limited - Management Company		-	-	-	6,046	6,046
Payable to Central Depository Company of Pakistan Limited - Trustee		-	-	-	252	252
Payable to Meezan Bank Limited		-	-	-	14	14
Payable against redemption and conversion of units		-	-	-	10,382	10,382
Payable against purchase of investments		-	-	-	5,319	5,319
Dividend payable		-	-	-	28,731	28,731
Accrued expenses and other liabilities		-	-	-	54,959	54,959
		-	-	-	105,703	105,703
On-balance sheet gap (a)		593,635	261,418	-	800,384	1,655,437
Off-balance sheet financial instruments		-	-	-	-	-
Off-balance sheet gap (b)		-	-	-	-	-
Total profit rate sensitivity gap (a+b)		593,635	261,418	-		
Cumulative profit rate sensitivity gap		593,635	855,053	855,053		

----- 2022 -----						
Effective profit rate (%)	Exposed to yield / profit rate risk			Not exposed to yield / profit rate risk	Total	
	Up to three months	More than three months and up to one year	More than one year			
----- (Rupees in '000') -----						
Financial assets						
Balances with banks	3.00% - 16.25%	306,713	-	-	8,261	314,974
Investments	Weighted Average 6 months T-Bills & KIBOR + 0.5% to KIBOR +2.5%	814,418	300,686	-	1,241,797	2,356,901
Receivable against conversion of units		-	-	-	91	91
Receivable against sale of investments		-	-	-	694	694
Dividend receivable		-	-	-	1,991	1,991
Advances, deposits and other receivables		-	-	-	23,521	23,521
		1,121,131	300,686	-	1,276,355	2,698,172
Financial liabilities						
Payable to Al Meezan Investment Management Limited - Management Company		-	-	-	3,432	3,432
Payable to Central Depository Company of Pakistan Limited - Trustee		-	-	-	339	339
Payable to Meezan Bank Limited		-	-	-	50	50
Payable against redemptions and conversion of units		-	-	-	770	770
Payable against purchase of investments		-	-	-	2,579	2,579
Dividend payable		-	-	-	7,498	7,498
Accrued expenses and other liabilities		-	-	-	4,145	4,145
		-	-	-	18,813	18,813
On-balance sheet gap (a)		1,121,131	300,686	-	1,257,542	2,679,359
Off-balance sheet financial instruments		-	-	-	-	-
Off-balance sheet gap (b)		-	-	-	-	-
Total profit rate sensitivity gap (a+b)		1,121,131	300,686	-		
Cumulative profit rate sensitivity gap		1,121,131	1,421,817	1,421,817		

(ii) Currency risk

Currency risk is the risk that the fair value or future cash flows of a financial instrument will fluctuate as a result of changes in foreign exchange rates. The Fund does not have any financial instruments in foreign currencies and hence is not exposed to such risk.

(iii) Price risk

Price risk is the risk that the fair value or future cash flows of a financial instrument will fluctuate because of changes in market prices (other than those arising from profit rate risk or currency risk) whether those changes are caused by factors specific to the individual financial instrument or its issuer, or factors affecting all similar financial instruments traded in the market.

Equity price risk is the risk that the fair value of equity instruments decreases as a result of changes in the level of equity indices and the value of individual stocks.

In case of 1% increase / decrease in KMI 30 index on June 30, 2023, with all other variables held constant, the total comprehensive income of the Fund for the year would increase / decrease by Rs. 8.356 million (2022: Rs. 12.418 million) and the net assets of the Fund would increase / decrease by the same amount as a result of gains / losses on equity securities classified as financial assets at fair value through profit or loss.

The analysis is based on the assumption that the equity index had increased / decreased by 1% with all other variables held constant and all the Fund's equity instruments moved according to the historical correlation with the index. This represents management's best estimate of a reasonable possible shift in the KMI-30 Index, having regard to the historical volatility of the index. The composition of the Fund's investment portfolio and the correlation thereof to the KMI-30 Index, is expected to change over time. Accordingly, the sensitivity analysis prepared as of June 30, 2021 is not necessarily indicative of the effect on the Fund's net assets of future movements in the level of the KMI-30 Index.

18.2 Liquidity risk

Liquidity risk is the risk that the Fund may not be able to generate sufficient cash resources to settle its obligation in full as they fall due or can only do so on terms that are materially disadvantageous to the Fund.

The Fund is exposed to daily settlement of equity securities and daily redemptions at the option of unit holders. The Fund's approach to managing liquidity is to ensure, as far as possible, that the Fund will always have sufficient liquidity to meet its liabilities when due under both normal and stressed conditions. The Fund's policy is, therefore, to invest the majority of its assets in investments that are traded in an active market and can be readily disposed and are considered readily realisable.

As per the NBFC Regulations, 2008, the Fund can borrow in the short-term to ensure settlement the maximum limit of which is fifteen percent of the net assets upto 90 days and would be secured by the assets of the Fund.

In order to manage the Fund's overall liquidity, the Fund may also withhold daily redemption requests in excess of ten percent of the units in issue and such requests would be treated as redemption requests qualifying for being processed on the next business day. Such procedure would continue until the outstanding redemption requests come down to a level below ten percent of the units then in issue. The Fund did not withhold any redemptions during the year.

The table below summaries the maturity profile of the Fund's financial instruments. The analysis into relevant maturity groupings is based on the remaining period at the end of the reporting period to the contractual maturity dates. However, the assets and liabilities that are receivable / payable on demand including bank balances have been included in the maturity grouping of one month:

2023						
Within 1 month	More than one month and upto three months	More than three months and upto one year	More than one year and upto five years	More than 5 years	Financial instruments with no fixed maturity	Total

(Rupees in '000')

Financial assets

Balances with banks	275,725	-	-	-	-	275,725
Investments	-	-	492,869	100,137	-	1,428,591
Receivable against conversion of units	152	-	-	-	-	152
Dividend receivable	861	-	-	-	-	861
Receivable against sale of investments	19,077	-	-	-	-	19,077
Advances, deposits and other receivables	38,308	-	-	-	-	38,308
	334,122	-	492,869	100,137	-	1,762,713

Financial liabilities

Payable to Al Meezan Investment Management Limited - Management Company	6,046	-	-	-	-	6,046
Payable to Central Depository Company of Pakistan Limited - Trustee	252	-	-	-	-	252
Payable to Meezan Bank Limited	14	-	-	-	-	14
Payable against purchase of investments	5,319	-	-	-	-	5,319
Payable against redemption and conversion of units	10,382	-	-	-	-	10,382
Dividend payable	28,731	-	-	-	-	28,731
Accrued expenses and other liabilities	55,430	-	-	-	-	55,430
	106,174	-	-	-	-	106,174

Net financial assets

	227,948	-	492,869	100,137	-	1,656,539
--	---------	---	---------	---------	---	-----------

2022						
Within 1 month	More than one month and upto three months	More than three months and upto one year	More than one year and upto five years	More than 5 years	Financial instruments with no fixed maturity	Total

(Rupees in '000')

Financial assets

Balances with banks	314,974	-	-	-	-	314,974
Investments	415,516	201,396	300,686	197,506	-	2,356,901
Receivable against conversion of units	91	-	-	-	-	91
Dividend receivable	694	-	-	-	-	694
Receivable against sale of investments	1,991	-	-	-	-	1,991
Advances, deposits and other receivables	3,725	9,491	7,505	-	-	23,521
	736,991	210,887	308,191	197,506	-	2,698,172

Financial liabilities

Payable to Al Meezan Investment Management Limited - Management Company	3,432	-	-	-	-	3,432
Payable to Central Depository Company of Pakistan Limited - Trustee	339	-	-	-	-	339
Payable to Meezan Bank Limited	50	-	-	-	-	50
Payable against redemption and conversion of units	770	-	-	-	-	770
Payable against purchase of investments	2,579	-	-	-	-	2,579
Dividend payable	7,498	-	-	-	-	7,498
Accrued expenses and other liabilities	41	4,104	-	-	-	4,145
	14,709	4,104	-	-	-	18,813

Net financial assets

	722,282	206,783	308,191	197,506	-	2,679,359
--	---------	---------	---------	---------	---	-----------

18.3 Credit risk

18.3.1 Credit risk is the risk that the counterparty to a financial instrument will cause a financial loss to the Fund by failing to discharge its obligation as it falls due. The table below analyses the Fund's maximum exposure to credit risk:

	2023		2022	
	Balance as per statement of assets and liabilities	Maximum exposure to credit risk	Balance as per statement of assets and liabilities	Maximum exposure to credit risk
----- (Rupees in '000') -----				
Balances with banks	275,725	275,725	314,974	314,974
Investments	1,460,582	361,885	2,356,901	915,744
Receivable against conversion of units	152	152	91	91
Dividend receivable	861	861	694	694
Receivable against sale of investments	19,077	19,077	1,991	1,991
Advances, deposits and other receivables	36,735	36,735	23,521	23,521
	<u>1,793,131</u>	<u>694,434</u>	<u>2,698,172</u>	<u>1,257,015</u>

The maximum exposure to credit risk before any credit enhancement as at June 30, 2023 is the carrying amount of the financial assets. Difference in the balance as per the statement of assets and liabilities and maximum exposure is due to the fact that investment in government securities of Rs. 263.112 million (2022: 199.360 million) are not exposed to credit risk as these are guaranteed by Government of Pakistan, and investment in equity securities of Rs. 835.584 million (2022: Rs. 1,241.797 million) are also not exposed to credit risk.

There is a possibility of default by participants or failure of the financial market / stock exchanges, the depositories, the settlements or clearing systems, etc. Settlement risk on equity securities is considered minimal because of inherent controls established in the settlement process. The Fund's policy is to enter into financial contracts in accordance with internal risk management policies and instruments guidelines approved by the Investment Committee.

18.3.2 Credit quality of financial assets

The Fund's significant credit risk (excluding credit risk relating to settlement of equity securities) arises mainly on account of its placements in banks and mark-up accrued thereon, investment in sukuk certificates and commercial paper. The credit rating profile of balances with banks is as follows:

	% of financial assets exposed to credit risk	
	2023	2022
AAA	73.98	12.28
AA+	8.23	7.11
AA	3.79	1.33
A+	14.00	79.26
A	0.00	0.03
	<u>100.00</u>	<u>100.00</u>

Ratings of sukuks (other than Government securities) and commercial papers have been disclosed in related notes to the financial statements. GoP Ijarah Sukuks and sukuks issued by government owned entities are government guaranteed. Since, the asset of the Fund are held with credit worthy counterparties, therefore any significant credit risk is mitigated.

18.3.3 Concentration of credit risk

Concentration of credit risk exists when changes in economic and industry factors similarly affect groups of counter parties whose aggregate credit exposure is significant in relation to the Fund's total credit exposure. The Fund's portfolio of financial instruments is broadly diversified and transactions are entered into with diverse credit worthy counter parties thereby mitigating any significant concentrations of credit risk.

The Fund does not have any collateral against any of the aforementioned assets. The issuer of the Sukuks, however, pledge securities with the investment agent in Trust for the benefit of the Sukuk Holder.

Due to the Fund's long standing business relationships with these counter parties and after giving due consideration to their strong financial standing, management does not expect non-performance by these counter parties on their obligations to the Fund except for Arzoo Textiles Limited Sukuk, Security Leasing Corporation Sukuk, Eden Housing Limited Sukuk, Hascol Petroleum Limited Sukuk and Shakarganj Food Products Limited Sukuk (refer note 6).

19 FAIR VALUE MEASUREMENT

Fair value is the price that would be received to sell an asset or paid to transfer a liability in an orderly transaction between market participants at the measurement date. Consequently, differences can arise between carrying values and the fair value

Underlying the definition of fair value is the presumption that the Fund is a going concern without any intention or requirement to curtail materially the scale of its operations or to undertake a transaction on adverse terms.

Financial assets which are tradable in an open market are revalued at the market prices prevailing on the statement of assets and liabilities date. The estimated fair value of all other financial assets and liabilities is considered not to be significantly different from the respective book values.

Fair value hierarchy

International Financial Reporting Standard 13, 'Fair Value Measurement' requires the Fund to classify assets using a fair value hierarchy that reflects the significance of the inputs used in making the measurements. The fair value hierarchy has the following levels:

Level 1: quoted prices (unadjusted) in active markets for identical assets or liabilities;

Level 2: inputs other than quoted prices included within level 1 that are observable for the asset or liability either directly (i.e. as prices) or indirectly (i.e. derived from prices); and

Level 3: inputs for the asset or liability that are not based on observable market data (i.e. unobservable inputs).

As at June 30, 2023, the Fund held the following financial instruments measured at fair values:

	2023		
	Level 1	Level 2	Level 3
Financial assets at fair value through profit or loss	(Rupees in '000')		
Shares of listed companies - 'ordinary shares'	835,585	-	-
Sukuk certificates	-	624,997	-
Commercial papers**	-	-	-
	835,585	624,997	-

	2022		
	Level 1	Level 2	Level 3
Financial assets at fair value through profit or loss	(Rupees in '000')		
Shares of listed companies - 'ordinary shares'	1,241,797	-	-
Sukuk certificates	-	699,588	-
Commercial papers**	-	415,516	-
	1,241,797	1,115,104	-

*The carrying value of these securities approximate their fair value since these are short term in nature and are placed with counterparties which have high credit rating.

** The valuation of commercial papers has been done based on amortisation of commercial paper to its face value as per the guidelines given in Circular 33 of 2012 since the residual maturity of this investment is less than six months and they are placed with counterparties which have high credit rating except for the commercial paper of Mughal Iron & Steel Industries Limited which has a tenure of one year, however, this has also been valued on the same basis.

20 UNIT HOLDERS' FUND RISK MANAGEMENT

The unit holders' fund is represented by redeemable units. These units are entitled to dividends and to payment of a proportionate share based on the Fund's Net Asset Value per unit on the redemption date. The relevant movements are shown on the 'Statement of Movement in Unit Holders' Fund'.

The Fund has no restriction on the subscription and redemption of units. As required under the NBFC Regulations, every open end scheme shall maintain fund size (i.e. net assets of the Fund) of Rs 100 million at all times during the life of the scheme. The Fund has historically maintained and complied with the requirement of minimum fund size at all times.

The Fund's objectives when managing unit holders' funds are to safeguard its ability to continue as a going concern so that it can continue to provide returns to the unit holders and to maintain a strong base of assets to meet unexpected losses or opportunities.

In accordance with the risk management policies as stated in note 18, the Fund endeavours to invest the subscriptions received in appropriate investment avenues while maintaining sufficient liquidity to meet redemptions, such liquidity being augmented by disposal of investments or short-term borrowings, where necessary.

21 UNIT HOLDING PATTERN OF THE FUND

Category	2023			2022		
	Number of unit holders	Investment amount (Rupees in '000')	Percentage of total	Number of unit holders	Investment amount (Rupees in '000')	Percentage of total
Individuals	4,394	722,691	42.80	4,724	1,220,965	46.23
Associated Companies / Directors	1	15,410	0.91	3	411,482	15.58
Insurance Companies	1	1,639	0.10	1	1,641	0.06
Retirement Funds	23	373,963	22.15	51	725,831	27.49
Public Limited Companies	-	-	-	-	-	0.00
Others	34	574,827	34.04	42	280,902	10.64
	4,453	1,688,530	100.00%	4,821	2,640,821	100.00%

22 LIST OF TOP TEN BROKERS BY PERCENTAGE OF COMMISSION PAID

2023		2022	
Name of broker	Percentage of commission paid	Name of broker	Percentage of commission paid
ISMAIL IQBAL SECURITIES (PVT) LTD	8%	ISMAIL IQBAL SECURITIES (PVT) LTD	11%
TOP LINE SECURITIES (PVT) LTD	8%	TOP LINE SECURITIES (PVT) LTD	8%
ABA ALI HABIB SECURITIES (PVT) LTD	7%	JS GLOBAL CAPITAL LIMITED	8%
ARIF HABIB LIMITED	6%	BMA CAPITAL MANAGEMENT LTD	6%
JS GLOBAL CAPITAL LIMITED	5%	ARIF HABIB LIMITED	6%
TAURUS SECURITIES LTD	5%	TAURUS SECURITIES LTD	6%
SHAJAR CAPITAL PAKISTAN (PRIVATE) LT	5%	SPECTRUM SECURITIES (PRIVATE) LTD	4%
BMA CAPITAL MANAGEMENT LTD	5%	ABA ALI HABIB	4%
SPECTRUM SECURITIES (PRIVATE) LTD	4%	OPTIMUS CAPITAL MANAGEMENT PVT LTD	2%
EFG HERMES PAKISTAN LIMITED	3%	SHERMAN SECURITIES (PVT.) LTD	2%

23 DETAILS OF MEMBERS OF THE INVESTMENT COMMITTEE

Following are the details in respect of members of the Investment Committee of the Fund:

Name	Designation	Qualification	Overall experience
Mr. Mohammad Shoaib	Chief Executive Officer	CFA / MBA	Thirty Three years
Mr. Muhammad Asad	Chief Investment Officer	CFA level II / MBA	Twenty Seven years
Mr. Taha Javed	Head of Equities	CFA / MBA	Sixteen years
Mr. Faizan Saleem	Head of Shariah Compliant Income	CFA level II / MBA	Sixteen years
Mr. Ali Asghar	Head of Research	CFA / MBA	Twelve years
Mr. Ali Khan	Head of Product Development	CFA / FRM / MBA	Thirteen years
Mr. Akhtar Munir	Head of Risk Management	CFA / MBA, ACCA, FRM, FCMA	Fourteen years
Mr. Ahmed Hassan	SVP Investments	CFA / MBA	Sixteen years
Mr. Asif Imtiaz	VP Investments	CFA / MBA - Finance	Fifteen years
Mr. Zohaib Saeed	AVP Fixed Income	CFA / ACCA	Nine years

24 MEETINGS OF BOARD OF DIRECTORS OF THE MANAGEMENT COMPANY

The dates of the meetings of the Board of Directors of the Management Company of the Fund and the attendance of its members are given below:

Name of Directors	Designation	Meeting held on			
		August 16, 2022	October 13, 2022	February 13, 2023	April 12, 2023
Mr. Ariful Islam	(Chairman	Yes	Yes	Yes	Yes
Mr. Muhammad Abdullah Ahmed	Non-Executive	Yes	Yes	Yes	Yes
Mr. Moin M. Fudda*	Non-Executive	Yes	Yes	Yes	Yes
Mr. Furquan Kidwai	Independent Director	Yes	Yes	Yes	Yes
Mr. Mubashar Maqbool	Non-Executive	Yes	Yes	Yes	Yes
Mr. Tariq Mairaj	Non-Executive	Yes	Yes	Yes	Yes
Mr. Naeem	Non-Executive	Yes	Yes	Yes	Yes
Mr. Feroz Rizvi	Independent Director	Yes	Yes	Yes	Yes
Ms. Danish Zuberi	Independent Director	Yes	No	Yes	Yes
Mr. Mohammad Shoaib, CFA	(Chief Executive Officer	Yes	Yes	Yes	Yes

*Mr. Moin M. Fudda resigned from the Board on June 9, 2023.

The Fund manager of the Fund is Mr. Asif Imtiaz. Other funds being managed by the Fund Manager are as follows:

- Meezan Dedicated Equity Fund
- Meezan Financial Planning Fund fo Funds
- KSE Meezan Index Fund
- Meezan Asset Allocation Fund;
- Meezan Strategic Allocation Fund;
- Meezan Strategic Allocation Fund-II; and
- Meezan Strategic Allocation Fund-III.

25 DATE OF AUTHORISATION FOR ISSUE

These financial statements were authorised for issue by the Board of Directors of the Management Company on August 7, 2023.

26 GENERAL

Figures have been rounded off to the nearest thousand rupees unless otherwise stated.

**For Al Meezan Investment Management Limited
(Management Company)**

Chief Executive Officer

Chief Financial Officer

Director